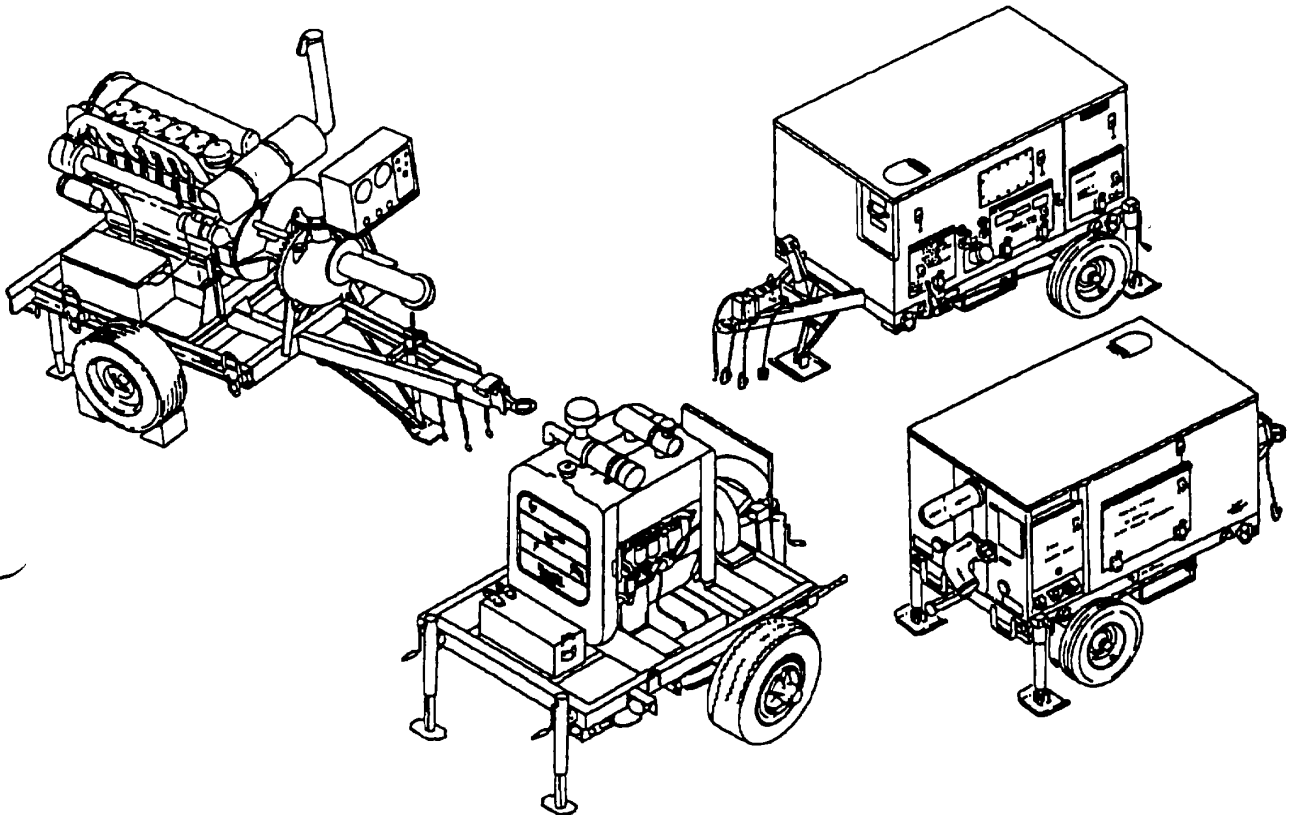


*TM 10-4320-344-24P-3

TECHNICAL MANUAL

UNIT, DIRECT SUPPORT AND GENERAL SUPPORT MAINTENANCE REPAIR PARTS AND SPECIAL TOOLS LIST



**PUMPING ASSEMBLY, WATER, 600 GPM, UNIT 609-A
(NSN 4320-01-184-7494)**

**PUMPING ASSEMBLY, WATER, 600 GPM, UNIT 609-C
(NSN 4320-01-261-6470)**

**PUMPING ASSEMBLY, WATER, 600 GPM, US636HCCD-1
(NSN 4320-01-201-6937)**

DISTRIBUTION STATEMENT A: Approved for public release; distribution is unlimited.

* This manual together with TM 10-4320-344-24P-1 and TM 10-4320-344-24P-2, and TM 10-4320-303-23P
supersedes TM 5-4320-303-24P, dated 30 November 1988.

**HEADQUARTERS, DEPARTMENT OF THE ARMY
4 APRIL 1994**

CHANGE
NO. 1

HEADQUARTERS
DEPARTMENT OF THE ARMY
WASHINGTON, D.C., 3 October 1996

Unit, Direct Support and General Support Maintenance
Repair Parts and Special Tools List

**PUMPING ASSEMBLY, WATER, 600 GPM, UNIT 609-A
(NSN 4320-01-184-7494)**
**PUMPING ASSEMBLY, WATER, 600 GPM, UNIT 609-C
(NSN 4320-01-261-6470)**
**PUMPING ASSEMBLY, WATER, 600 GPM, US636HCCD-1
(NSN 4320-01-201-6937)**

DISTRIBUTION STATEMENT A: Approved for public release; distribution is unlimited.

TM 10-4320-344-24P-3, 4 April 1994, is changed as follows:

1. Remove and insert pages as indicated below. New or changed text material is indicated by a vertical bar in the margin. An illustration change is indicated by a miniature pointing hand.

Remove pages

i and ii
134-1 and Figure 135
137-1 and 137-2
138-1 and 138-2
171-1 and Figure 172
193-1

Insert pages

i and ii
134-1 and Figure 135
137-1 and 137-2
138-1 and 138-2
171-1 and Figure 172
193-1

2. Retain this sheet in front of manual for reference purposes.

TM 10-4320-344-24P-3

C1

By Order of the Secretary of the Army:

Official:



JOEL B. HUDSON
*Administrative Assistant to the
Secretary of the Army*

02490

DENNIS J. REIMER
*General, United States Army
Chief of Staff*

DISTRIBUTION:

To be distributed in accordance with DA Form 12-25-E, block no. 6209, requirements for TM 10-4320-344-24P-3.

TECHNICAL MANUAL

NO. 10-4320-344-24P-3

HEADQUARTERS,
DEPARTMENT OF THE ARMY
WASHINGTON, D.C., 4 April 1994

TECHNICAL MANUAL

Unit, Direct Support and General Support Maintenance
Repair Parts and Special Tools List

**PUMPING ASSEMBLY, WATER, 600 GPM, UNIT 609-A
(NSN 4320-01-184-7494)**

**PUMPING ASSEMBLY, WATER, 600 GPM, UNIT 609-C
(NSN 4320-01-261-6470)**

**PUMPING ASSEMBLY, WATER, 600 GPM, US636HCCD-1
(NSN 4320-01-201-6937)**

Current as of 15 March 1994

REPORTING ERRORS AND RECOMMENDING IMPROVEMENTS

You can help improve this manual. If you find any mistakes, or if you know of a way to improve these procedures, please let us know. Mail your letter or DA Form 2028 (Recommended Changes to Publications and Blank Forms), or DA Form 20282 located in the back of this manual directly to: Commander, US Army Aviation and Troop Command, ATTN: AMSAT-I-MP, 4300 Goodfellow Blvd., St. Louis, MO 63120-1798. You may also submit your recommended changes by E-mail directly to mpmt%avma28@st-louis-emh7.army.mil. A reply will be furnished directly to you.

Instructions for sending an electronic 2028 may be found at the back of this manual immediately preceding the hard copy 2028.

DISTRIBUTION STATEMENT A: Approved for public release; distribution is unlimited.

TABLE OF CONTENTS

		PAGE	ILLUS/ FIGURE
Section I.	Introduction	1	
Section II.	Repair Parts List	1-1	
609-A PUMP			
Group 02	Muffler Assembly, Exhaust	1-1	1
Group 03	Air Cleaner Assembly	2-1	2
Group 04	Battery and Battery Box Assembly	3-1	3
	Battery Cable Assembly	4-1	4
	Limit Switch Assembly	5-1	5
	Start Alarm Relay	6-1	6
Group 05	Cover Assembly, Control Panel	7-1	7
	Control Panel	8-1	8
	Hose Assemblies	9-1	9
Group 06	Harness Assembly, Pumping Assembly	10-1	10

*This manual together with TM 10-4320-344-24P-1 and TM 10-4320-344-24P-2, and TM 10-4320-303-23P, supersedes TM 5-4320-303-24P, dated 30 November 1988.

TABLE OF CONTENTS - Continued

	Page	Illus/ Figure
609-A PUMP (continued)		
Group 07	Suction Elbow	11-1 11
	Discharge Elbow.....	12-1 12
	Pump End Assembly	13-1 13
Group 08	Hood and Attaching Parts	14-1 14
Group 09	Cooling System Hoses.....	15-1 15
	Radiator, Radiator Shell, Shroud, and Support Brackets	16-1 16
Group 10	Engine and Mounting Hardware	17-1 17
	Hose Assembly, Fuel.....	18-1 18
	Hose Assembly, Fuel Return	19-1 19
	Fuel Filter and Transfer Pump	20-1 20
	Manifold Assembly, Fuel Leakoff	21-1 21
	Fuel Line Assemblies.....	22-1 22
	Governor and Mounting Bracket	23-1 23
	Fuel Injection Pump Assembly.....	24-1 24
	V-Belt	25-1 25
	Alternator Assembly	26-1 26
	Wire and Diode Assembly	27-1 27
	Rectifier.....	28-1 28
	Starter Assembly	29-1 29
	Elbow Assembly, Exhaust Pipe.....	30-1 30
	Tube Assembly, Air Intake	31-1 31
	Oil Inlet Tube Assembly.....	32-1 32
	Tube Assembly, Oil Drain	33-1 33
	Oil Line Assemblies	34-1 34
	Filter and Base Assemblies.....	35-1 35
	Oil Cooler	36-1 36
	Oil Pan	37-1 37
	Pump Assembly, Lube Oil	38-1 38
	Turbocharger Assembly	39-1 39
	Exhaust Manifold.....	40-1 40
	Intake Manifold	41-1 41
	Thermostat Housing	42-1 42
	Water Pump	43-1 43
	Tachometer and Drive Cable	44-1 44
	Shaft and Gear Assembly	45-1 45
	Cover Assembly, Cylinder Head	46-1 46
	Rocker Arm Assembly	47-1 47
	Cylinder Head Assembly.....	48-1 48
	Pulley and Dampener Assembly	49-1 49
	Gear Housing and Idler Gear Assembly	50-1 50
	Bellhousing, Flywheel, and Ring Gear Assembly	51-1 51
	Piston and Connecting Rod Assemblies.....	52-1 52
	Camshaft.....	53-1 53
	Crankshaft and Main Bearing Assemblies.....	54-1 54
	Cylinder Block Assembly	55-1 55
Group 11	Fuel Tank and Guard Assembly.....	56-1 56
Group 12	Wheel Mounted Frame Assembly.....	57-1 57
	Wheels, Hubs and Tires.....	58-1 58
	Front and Rear Level Jack Assemblies.....	59-1 59
	Break Actuator and Line Assemblies.....	60-1 60
	Wheel Cylinder and Break Shoes	61-1 61
	Handbreak Assembly and Cable.....	62-1 62

TABLE OF CONTENTS - Continued

	Page	Illus/ Figure
609-A PUMP (continued)		
Group 12	Wiring Harness, Trailer 63-1	63
	Lights and Reflectors 64-1	64
	Safety Chains 65-1	65
	Shock Absorber and Axle Assembly 66-1	66
609-C PUMP		
Group 01	External Decals 67-1	67
	Enclosure Assembly 68-1	68
	Insulation Kit 69-1	69
Group 02	Exhaust System 70-1	70
Group 03	Air Intake System 71-1	71
Group 04	Battery Box Assembly and Electrical Connector Receptacle 72-1	72
	Start Pilot Relay Switch 73-1	73
Group 05	Control Panel Assembly 74-1	74
	Manual Throttle Cable 75-1	75
	Auto Defeat Cable 76-1	76
	Control Panel Assembly Wiring Harness 77-1	77
Group 06	Main Wiring Harness 78-1	78
Group 07	Pump Accessories 79-1	79
	Hose Assemblies and Isolators 80-1	80
	Pumping Installation 81-1	81
	Pumping Assembly 82-1	82
Group 10	Engine Installation 83-1	83
	Fuel Lines 84-1	84
	Fuel Filters 85-1	85
	Fuel Transfer Pump 86-1	86
	Fuel Solenoid 87-1	87
	Injection and Fuel Return Lines 88-1	88
	Fuel Injector 89-1	89
	Governor Kit 90-1	90
	Governor Actuator Assembly 91-1	91
	Injection Pump and Drive 92-1	92
	Cold Starting Aid 93-1	93
	Cold Start Aid 94-1	94
	V-Belt and Alternator Belt 95-1	95
	Generator Capacitor and Alternator 96-1	96
	Starter Assembly 97-1	97
	V-Belt Contact Switch 98-1	98
	Engine Temperature Switch and Oil Pressure Transmitter 99-1	99
	Turbocharger Oil Lines 100-1	100
	Engine Oil Drain 101-1	101
	Oil Filter, Oil Cooler and Sensors 102-1	102
	Air Breather 103-1	103
	Oil Pan 104-1	104
	Oil Pump Assembly 105-1	105
	Turbocharger Assembly 106-1	106
	Manifold Cowling Assembly 107-1	107
	Intake/Exhaust System Manifolds 108-1	108
	Cooling Air Blower Assembly 109-1	109
	Cooling Air Cowling Assembly 110-1	110

TABLE OF CONTENTS - Continued

	Page	Illus/ Figure
609-C PUMP (continued)		
Group 10	V-Belt Tensioner Assembly 111-1	111
	Rocker Arm Assembly and Valve Cover 112-1	112
	Cylinder Head Assembly 113-1	113
	Front Cover and Idler Gear 114-1	114
	Flywheel, Ring Gear and Flywheel Cover..... 115-1	115
	Piston and Connecting Rod Assemblies 116-1	116
	Camshaft and Crankshaft Assembly..... 117-1	117
	Crankcase..... 118-1	118
Group 11	Fuel Tank..... 119-1	119
Group 12	Wheel Mounted Frame Assembly 120-1	120
	Wheel Assembly 121-1	121
	Tripod and Level Jacks 122-1	122
	Handbrake Assembly and Cable 123-1	123
	Lights and Reflectors 124-1	124
	Axle and Wheel Assembly 125-1	125
	Wheel Cylinder and Brake Shoes..... 126-1	126
	Forklift Pocket 127-1	127
	Brake System 128-1	128
	Brake Actuator Assembly 129-1	129
	Wiring Harness, Trailer 130-1	130
	Safety Chains 131-1	131
US636HCDD-1 PUMP		
Group 02	Engine and Exhaust System 132-1	132
Group 03	Air Cleaner 133-1	133
	Air Intake Pipe 134-1	134
Group 04	Battery, Battery Box, and Battery Cables 135-1	135
Group 05	Control Panel Cover Assembly..... 136-1	136
	Control Panel Assembly 137-1	137
	Control Panel Wiring Harness Assembly 138-1	138
	Hose Assembly, Suction and Discharge Elbows 139-1	139
Group 06	Main Wiring Harness Assembly..... 140-1	140
Group 07	Suction and Discharge Elbows, 6 In. 141-1	141
	Pumping Assembly 142-1	142
Group 10	Engine Mounting Hardware 143-1	143
	Fuel Lines, Hoses and Fittings 144-1	144
	Fuel Filter and Base Assembly 145-1	145
	Fuel Transfer Pump 146-1	146
	Injection Pipes and Back Leakage Pipes..... 147-1	147
	Governor Actuator Assembly..... 148-1	148
	Fuel Injection Pump Assembly 149-1	149
	Fuel Nozzle and Holder Assembly 150-1	150
	Guard Assembly, V-Belt..... 151-1	151
	V-Belt and Alternator Belt 152-1	152
	Alternator Cover 153-1	153
	Alternator Assembly and Mounting Brackets 154-1	154
	Starter Assembly 155-1	155
	V-Belt Contact Switch and Mounting Bracket..... 156-1	156

TABLE OF CONTENTS - Continued

	Page	Illus/ Figure
US636HCCD-1 PUMP (continued)		
Group 10		
Pipe, Lube Oil.....	157-1	157
Pipe, Oil Return.....	158-1	158
By Pass Line.....	159-1	159
Hose Assembly, Oil Pressure.....	160-1	160
Oil Filter and Support.....	161-1	161
Oil Cooler.....	162-1	162
Air Intake Tube Assembly.....	163-1	163
Oil Pan and Drain Weldment.....	164-1	164
Oil Pump Assembly and Pipes.....	165-1	165
Turbocharger and Air Shield.....	166-1	166
Exhaust Manifold.....	167-1	167
Intake Manifold.....	168-1	168
Cooling Air Blower.....	169-1	169
Cooling Air Cowling Assembly.....	170-1	170
V Belt Tensioner Assembly.....	171-1	171
Angle Drive.....	172-1	172
Rocker Arm Assembly and Valve Cover.....	173-1	173
Cylinder Head Assembly.....	174-1	174
Drive Pulley and Dampener.....	175-1	175
Front Cover and Stay Plate.....	176-1	176
Idler Gear and Cover Assembly.....	177-1	177
Flywheel and Ring Gear.....	178-1	178
Piston Assembly and Connecting Rod Assembly.....	179-1	179
Camshaft.....	180-1	180
Crankshaft.....	181-1	181
Crankcase.....	182-1	182
Group 11		
Tank Assembly, Fuel.....	183-1	183
Group 12		
Wheel Mounted Frame Assembly.....	184-1	184
Wheel, Hubs and Tires.....	185-1	185
Front and Rear Level Jack Assemblies and Tripod.....	186-1	186
Handbrake Assembly.....	187-1	187
Lights and Reflectors.....	188-1	188
Axle Assembly.....	189-1	189
Brake Actuator.....	190-1	190
Brake Lines.....	191-1	191
Wiring Harness, Trailer.....	192-1	192
Group 13		
Bulk.....	BULK-1	BULK
Section III.		
SPECIAL TOOLS LIST.....	193-1	193
609-A PUMP		
Section IV.		
CROSS REFERENCES INDEXES.....	I-1	
National Stock Number Index.....	I-1	
Part Number Index.....	I-5	
Figure and Item Number Index.....	I-21	
609-C PUMP		
Section IV.		
CROSS REFERENCES INDEXES.....	I-1	
National Stock Number Index.....	I-1	
Part Number Index.....	I-6	
Figure and Item Number Index.....	I-30	
US636HCCD-1 PUMP		
Section IV.		
CROSS REFERENCES INDEXES.....	I-1	
National Stock Number Index.....	I-1	
Part Number Index.....	I-3	
Figure and Item Number Index.....	I-19	

**UNIT, DIRECT SUPPORT, AND
GENERAL SUPPORT MAINTENANCE
REPAIR PARTS AND SPECIAL TOOLS LIST**

SECTION I. INTRODUCTION

1. SCOPE.

This RPSTL lists and authorizes spares and repair parts; special tools; special test, measurement, and diagnostic equipment (TMDE); and other special support equipment required for performance of organizational, direct support, and general support maintenance of the 600 GPM Water Pumping Assemblies. It authorizes the requisitioning, issue, and disposition of spares, repair parts and special tools as indicated by the source, maintenance and recoverability (SMR) codes.

2. GENERAL.

In addition to Section I, Introduction, the Repair Parts and Special Tools List is divided into the following sections:

2.1. Section II. Repair Parts List. A list of spares and repair parts authorized by this RPSTL for use in the performance of maintenance. The lists also includes parts which must be removed for replacement of the authorized parts. Parts lists are composed of functional groups in ascending alphanumeric sequence, with the parts in each group listed in ascending figure and item number sequence. Bulk materials are listed in item name sequence. Repair parts kits are listed separately in their own functional groups within this section. Repair parts for repairable special tools are also listed in this section. Items listed are shown on the associated illustration(s)/figure(s).

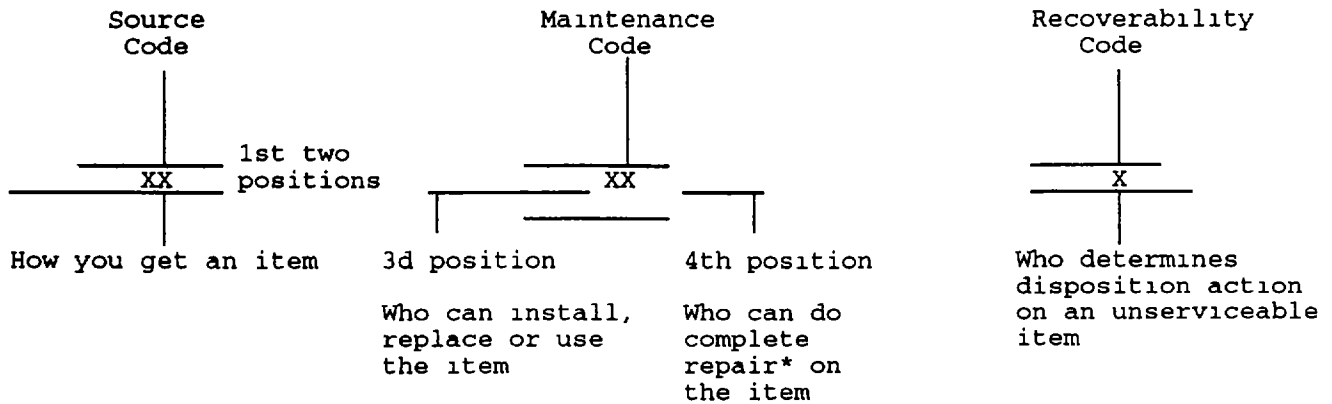
2.2. Section III. Special Tools List. A list of special tools, special TMDE, and other special support equipment authorized by this RPSTL (as indicated by Basis of Issue (BOI) information in DESCRIPTION AND USABLE ON CODE column) for the performance of maintenance.

2.3. Section IV. Cross-reference Indexes. A list, in National Item Identification Number (NIIN) sequence, of all National stock numbered items appearing in the listings, followed by a list in alphanumeric sequence of all part numbers appearing in the listings. National stock numbers and part numbers are cross-referenced to each illustration figure and item number appearance. The figure and item number index lists figure and item number in alphanumeric sequence and cross-references NSN, FSCM, and part numbers.

3. EXPLANATION of COLUMNS (SECTIONS II AND III).

3.1. ITEM NO. (Column (1)). Indicates the number used to identify items called out in the illustration.

3.2. SMR CODE (Column (2)). The Source, Maintenance, and Recoverability (SMR) code is a 5-position code containing supply/requisitioning information, maintenance category authorization criteria, and disposition instruction, as shown in the following breakout:



*Complete Repair: Maintenance capacity, capability, and authority to perform all corrective maintenance tasks of the 'Repair' function in a use/user environment in order to restore serviceability to a failed item.

3.2.1. Source Code. The source code tells you how to get an item needed for maintenance, repair, or overhaul of an end item/equipment. Explanations of source codes follows:

Code	Explanation							
<table border="1"> <tr><td>PA</td></tr> <tr><td>PB</td></tr> <tr><td>PC**</td></tr> <tr><td>PD ></td></tr> <tr><td>PE</td></tr> <tr><td>PF</td></tr> <tr><td>PG</td></tr> </table>	PA	PB	PC**	PD >	PE	PF	PG	<p>Stocked items; use the applicable NSN to request/requisition items with these source codes. They are authorized to the category indicated by the code entered in the 3d position of the SMR code.</p> <p>**NOTE: Items coded PC are subject to deterioration.</p>
PA								
PB								
PC**								
PD >								
PE								
PF								
PG								
<table border="1"> <tr><td>KD</td></tr> <tr><td>KF ></td></tr> <tr><td>KB</td></tr> </table>	KD	KF >	KB	<p>Items with these codes are not to be requested/requisitioned individually. They are part of a kit which is authorized to the maintenance category indicated in the 3d position of the SMR code. The complete kit must be requisitioned and applied.</p>				
KD								
KF >								
KB								

Code Explanation

MO-	(Made at Unit/AVUM Level)
MF-	(Made at DS/AVIM Level)
MH-	(Made at GS Level)
ML-	(Made at Specialized Repair Act (SRA))
MD-	(Made at Depot)

Items with these codes are not to be requested/requisitioned individually. They must be made from bulk material which is Identified by the part number in the DESCRIPTION AND USABLE ON CODE (UOC) column and listed in the Bulk Material group of the repair parts list in this RPSTL. If the item is authorized to you by the 3d position code of the SMR code, but the source code indicates it is made at a higher level, order the item from the higher level of maintenance.

AO-	(Assembled by Unit/AVUM Level)
AF-	(Assembled by DS/AVIM Level)
AH-	(Assembled by GS Category)
AL-	(Assembled by SRA)
AD-	(Assembled by Depot)

Items with these codes are not to be requested/requisitioned individually. The parts that make up the assembled item must be requisitioned or fabricated and assembled at the level of maintenance indicated by the source code. If the 3d position code of the SMR code authorizes you to replace the item, but the source code indicates the item is assembled at a higher level, order the item from the higher level of maintenance.

- XA - Do not requisition an "XA"-coded item. Order its next higher assembly. (Also, refer to the NOTE below.)
- XB - If an "XB" item is not available from salvage, order it using the FSCM and part number given.
- XC - Installation drawing, diagram, instruction sheet, field service drawing, that is identified by manufacturer's part number.
- XD - Item is not stocked. Order an "XD"-coded item through normal supply channels using the FSCM and part number given, if no NSN is available.

NOTE

Cannibalization or controlled exchange, when authorized, may be used as a source of supply for items with the above source codes, except for those source coded *XA" or those aircraft support items restricted by requirements of AR 700-42.

3.2.2. Maintenance Code. Maintenance codes tells you the level(s) of maintenance authorized to USE and REPAIR support items. The maintenance codes are entered in the third and fourth positions of the SMR Code as follows:

3.2.2.1. Maintenance Code Third Position. The maintenance code entered in the third position tells you the lowest maintenance level authorized to remove, replace, and use an item. The maintenance code entered in the third position will indicate authorization to one of the following levels of maintenance.

Code	Application/Explanation
C	-Crew or operator maintenance done within unit or aviation unit maintenance.
O	-Unit or aviation unit category can remove, replace, and use the item.

Code	Application/Explanation
F	-Direct support or aviation intermediate level can remove, replace, and use the item.
H	-General support level can remove, replace, and use the item.
L	-Specialized repair activity can remove, replace, and use the item.
D	-Depot level can remove, replace, and use the item.

3.2.1.2. Maintenance Code Fourth Position. The maintenance code entered in the fourth position tells whether or not the item is to be repaired and identifies the lowest maintenance level with the capability to do complete repair (i.e., perform all authorized repair functions.) (NOTE: Some limited repair may be done on the item at a lower level of maintenance, if authorized by the Maintenance Allocation Chart (MAC) and SMR codes.) This position will contain one of the following maintenance codes.

Code	Application/Explanation
O	-Unit or (aviation unit) is the lowest level that can do complete repair of the item.
F	-Direct support or aviation intermediate is the lowest level that can do complete repair of the item.
H	-General support is the lowest level that can do complete repair of the item.
L	-Specialized repair activity (designate the specialized repair activity) is the lowest level that can do complete repair of the item.
D	-Depot is the lowest level that can do complete repair of the item.
Z	-Nonreparable. No repair is authorized.
B	-No repair is authorized. (No parts or special tools are authorized for the maintenance of a "B" coded item). However, the item may be reconditioned by adjusting, lubricating, etc., at the user level.

3.2.3. Recoverability Code. Recoverability codes are assigned to items to indicate the disposition action on unserviceable items. The recoverability code is entered in the fifth position of the SMR Code as follows:

Recoverability Codes	Application/Explanation
Z	-Nonreparable item. When unserviceable, condemn and dispose of the item at the level of maintenance shown in 3d position of SMR Code.
0	-Reparable item. When uneconomically reparable, condemn and dispose of the item at unit or aviation unit level.

Recoverability Codes	Application/Explanation
F	-Reparable item. When uneconomically reparable, condemn and dispose of the item at the direct support or aviation intermediate level.
H	-Reparable item. When uneconomically reparable, condemn and dispose of the item at the general support level.
D	-Reparable item. When beyond lower level repair capability, return to depot. Condemnation and disposal of item not authorized below depot level.
L	-Reparable item. Condemnation and disposal not authorized below specialized repair activity (SRA).
A	-Item requires special handling or condemnation procedures because of specific reasons (e.g., precious metal content, high dollar value, critical material, or hazardous material). Refer to appropriate manuals/directives for specific instructions.

3.2.3. FSCM (Column (3)). The Federal Supply Code for Manufacturer (FSCM) is a 5 digit numeric code which is used to identify the manufacturer, distributor, or Government agency, etc., that supplies the item.

3.2.4. PART NUMBER (Column (4)). Indicates the primary number used by the manufacturer (individual, company, firm, corporation, or Government activity), which controls the design and characteristics of the item by means of its engineering drawings, specifications standards, and inspection requirements to identify an item or range of items.

NOTE

When you use a NSN to requisition an item, the item you receive may have a different part number from the part ordered.

3.2.5. DESCRIPTION AND USABLE ON CODE (UOC) (Column (5)). This column includes the following information:

- a. The Federal item name and, when required, a minimum description to identify the item.
- b. The physical security classification of the item is indicated by the parenthetical entry (insert applicable physical security classification abbreviation, e.g., Phy Sec C1 (C) -Confidential, Phy Sec C1 (S) -Secret, Phy Sec C1 (T) Top Secret).
- c. Items that are included in kits and sets are listed below the name of the kit or set.
- d. Spare/repair parts that make up an assembled item are listed immediately following the assembled item line entry.
- e. Part numbers for bulk materials are referenced in this column In the line item entry for the item to be manufactured/fabricated.
- f. When the item is not used with all serial numbers of the same model, the effective serial numbers are shown on the last line(s) of the description (before UOC).

- g. The usable on code, when applicable (see paragraph 5, Special information).
- h. In the Special Tools List section, the Basis of issue (BOI) appears as the last line(s) in the entry for each special tool, special TMDE, and other special support equipment. When density of equipments supported exceeds density spread indicated in the basis of issue; the total authorization is increased proportionately.
- i. The statement "END OF FIGURE" appears just below the last item description in Column 5 for a given figure in both Section II and Section III.

3.2.6. QTY (Column (6)). The QTY (quantity per figure column) indicates the quantity of the item used in the breakout shown on the illustration figure, which is prepared for a functional group, subfunctional group, or an assembly. A "V" appearing in this column in lieu of a quantity indicates that the quantity is variable and the quantity may vary from application to application.

4. EXPLANATION of COLUMNS (SECTION IV).

4.1. NATIONAL STOCK NUMBER (NSN) INDEX.

4.1.1. STOCK NUMBER column. This column lists the NSN by National Item Identification Number (NIIN) sequence. The NIIN consists of the last

$$\begin{array}{c} \text{NSN} \\ \text{nine digits of the NSN (i.e., 5305-01-674-1467). When using this} \\ \text{NIIN} \end{array}$$

column to locate an item, ignore the first 4 digits of the NSN. However, the complete NSN should be used when ordering items by stock number.

4.1.2. FIG. column. This column lists the number of the figure where the item is identified/located. The figures are in numerical order in Section II and Section III.

4.1.3. ITEM column. The item number identifies the item associated with the figure listed in the adjacent FIG. column. This item is also identified by the NSN listed on the same line.

4.2. PART NUMBER INDEX. Part numbers in this index are listed by part number in ascending alphanumeric sequence (i.e., vertical arrangement of letter and number combination which places the first letter or digit of each group in order A through Z, followed by the numbers 0 through 9 and each following letter or digit in like order).

4.2.1. FSCM column. The Federal Supply Code for Manufacturer (FSCM) is a 5 digit numeric code used to identify the manufacturer, distributor, or Government agency, etc., that supplies the item.

4.2.2. PART NUMBER column. Indicates the primary number used by the manufacturer (individual, firm, corporation, or Government activity), which controls the design and characteristics of the item by means of its engineering drawings, specifications standards, and inspection requirements to identify an item or range of items.

4.2.3. STOCK NUMBER column. This column lists the NSN for the associated part number and manufacturer identified in the PART NUMBER and FSCM columns to the left.

4.2.4. FIG. column. This column lists the number of the figure where the item is identified/located in Section II and III.

4.2.5. ITEM column. The item number is that number assigned to the item as it appears in the figure referenced in the adjacent figure number column.

4.3. FIGURE AND ITEM NUMBER INDEX.

4.3.1. FIG. Column. This column lists the number of the figure where the item is identified/located in Section II and III.

4.3.2. ITEM Column. The item number is that number assigned to the item as it appears in the figure referenced in the adjacent figure number column.

4.3.3. STOCK NUMBER Column. This column lists the NSN for the item. **4.3.4. FSCM Column.** The Federal Supply Code for Manufacturer (FSCM) is a 5 digit numeric code used to identify the manufacturer, distributor, or Government agency, etc., that supplies the item.

4.3.5. PART NUMBER Column. Indicates the primary number used by the manufacturer (individual, firm, corporation, or Government activity), which controls the design and characteristics of the item by means of its engineering drawings, specifications standards, and inspection requirements to identify an item or range of items.

5. SPECIAL INFORMATION.

5.1 USABLE ON CODE. The usable on code appears in the lower left corner of the Description column heading. Usable on codes are shown as "UOC: . . ." in the Description column (justified left) on the first line applicable item description/nomenclature. Uncoded items are applicable to all models. Identification of the usable on codes used in the RPSTL are:

<u>Code</u>	<u>Used On</u>
FCV	Model 609-A
FCW	Model US636HCCD-1
FCX	Model 609-C

5.2. FABRICATION INSTRUCTIONS. Bulk materials required to manufacture items are listed in the Bulk Material Functional Group of this RPSTL. Part numbers for bulk materials are also referenced in the description column of the line item entry for the item to be manufactured/fabricated. Detailed fabrication instructions for the items source coded to be manufactured or fabricated are found in Appendix D of TM 10-4320-343-14.

5.3. INDEX NUMBERS. Items which have the word BULK in the figure column will have an index number shown in the item column. This index number is a cross-reference between the National Stock Number/Part Number and the bulk material list in Section II.

5.4. ASSOCIATED PUBLICATIONS. The publication(s) listed below pertains to the 600 GPM Water Pumping Assemblies and its components:

<u>Publication</u>	<u>Short Title</u>
TM 10-4320-303-14	Tactical Water Distribution Equipment System (TWDS)
TM 10-4320-344-10	Pumping Assembly, 600 GPM
TM 10-4320-344-24	Pumping Assembly, 600 GPM
TM 10-4320-344-24P	Pumping Assembly, 600 GPM

6. HOW TO LOCATE REPAIR PARTS.

6.1. WHEN NATIONAL STOCK NUMBER OR PART NUMBER IS NOT KNOWN.

6.1.1. First. Using the table of contents, determine the assembly group or subassembly group to which the item belongs. This is necessary since figures are prepared for assembly groups and subassembly groups, and listings are divided into the same groups.

6.1.2. Second. Find the figure covering the assembly group or subassembly group to which the item belongs.

6.1.3. Third. Identify the item on the figure and use the Figure and Item Number Index to find the NSN.

6.2. WHEN NATIONAL STOCK NUMBER OR PART NUMBER IS KNOWN.

6.2.1. First. Using the National Stock Number or the Part Number Index, find the pertinent National Stock Number or Part Number. The NSN index is in National Item Identification Number (NIIN) sequence (see 4.1.1). The part numbers in the Part Number index are listed in ascending alphanumeric sequence (see 4.2). Both indexes cross-reference you to the illustration/figure and item number of the item you are looking for.

6.2.2. Second. Turn to the figure and item number, verify that the item is the one you're looking for, then locate the item number in the repair parts list for the figure.

7. ABBREVIATIONS.

Abbreviations used in this manual are listed in MIL-STD-12.

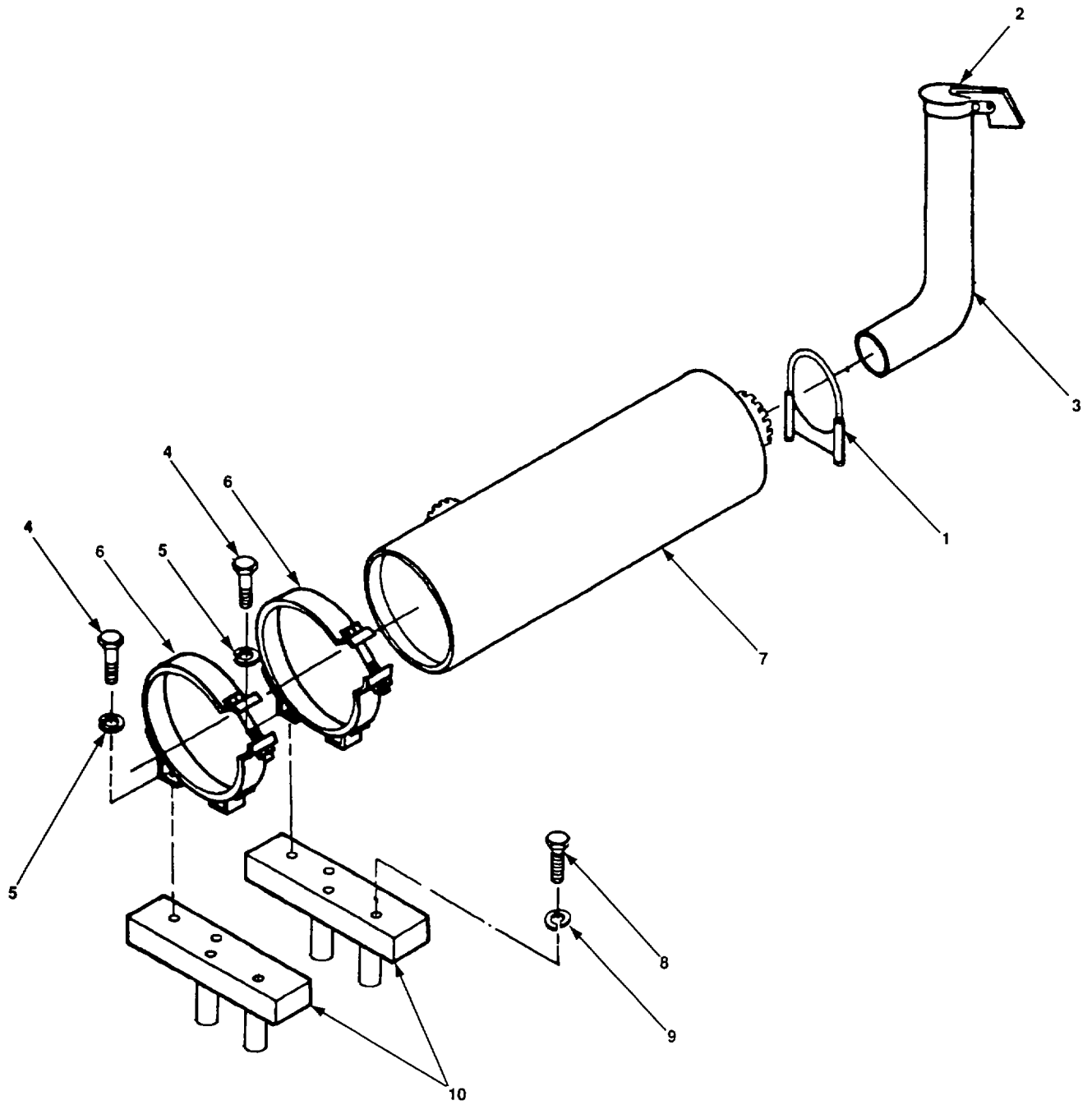


Figure 132. Engine and Exhaust System (Sheet 1 of 3)

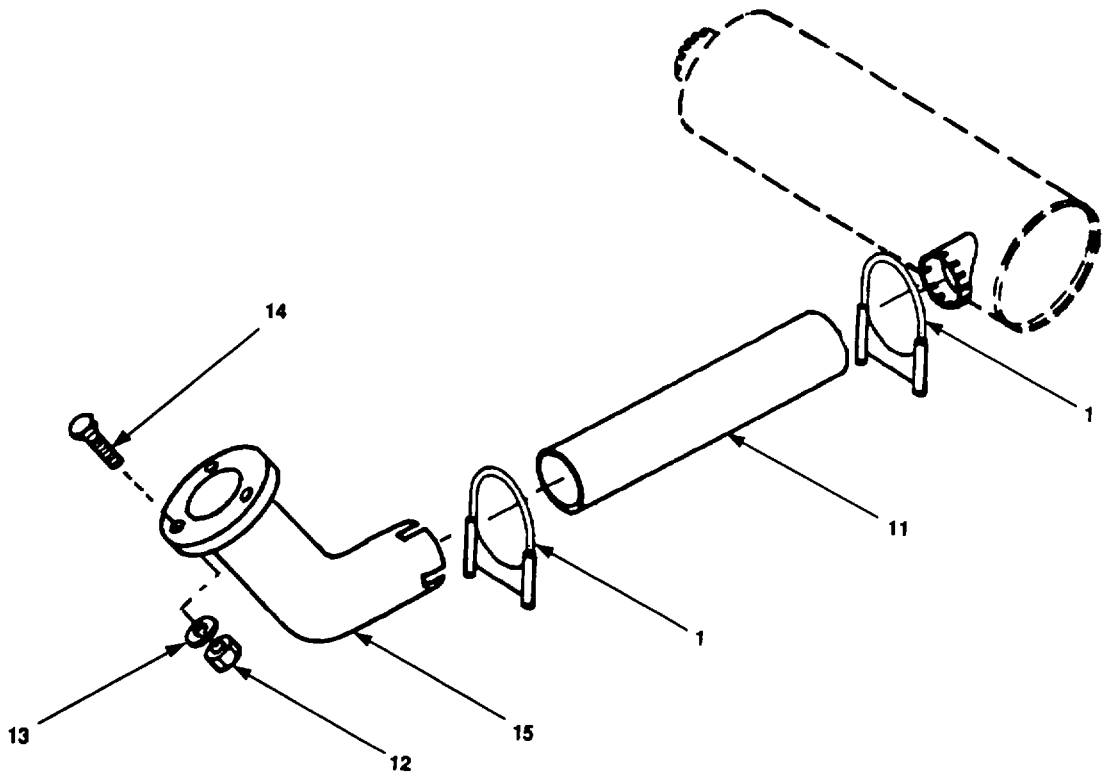


Figure 132. Engine and Exhaust System (Sheet 2 of 3)

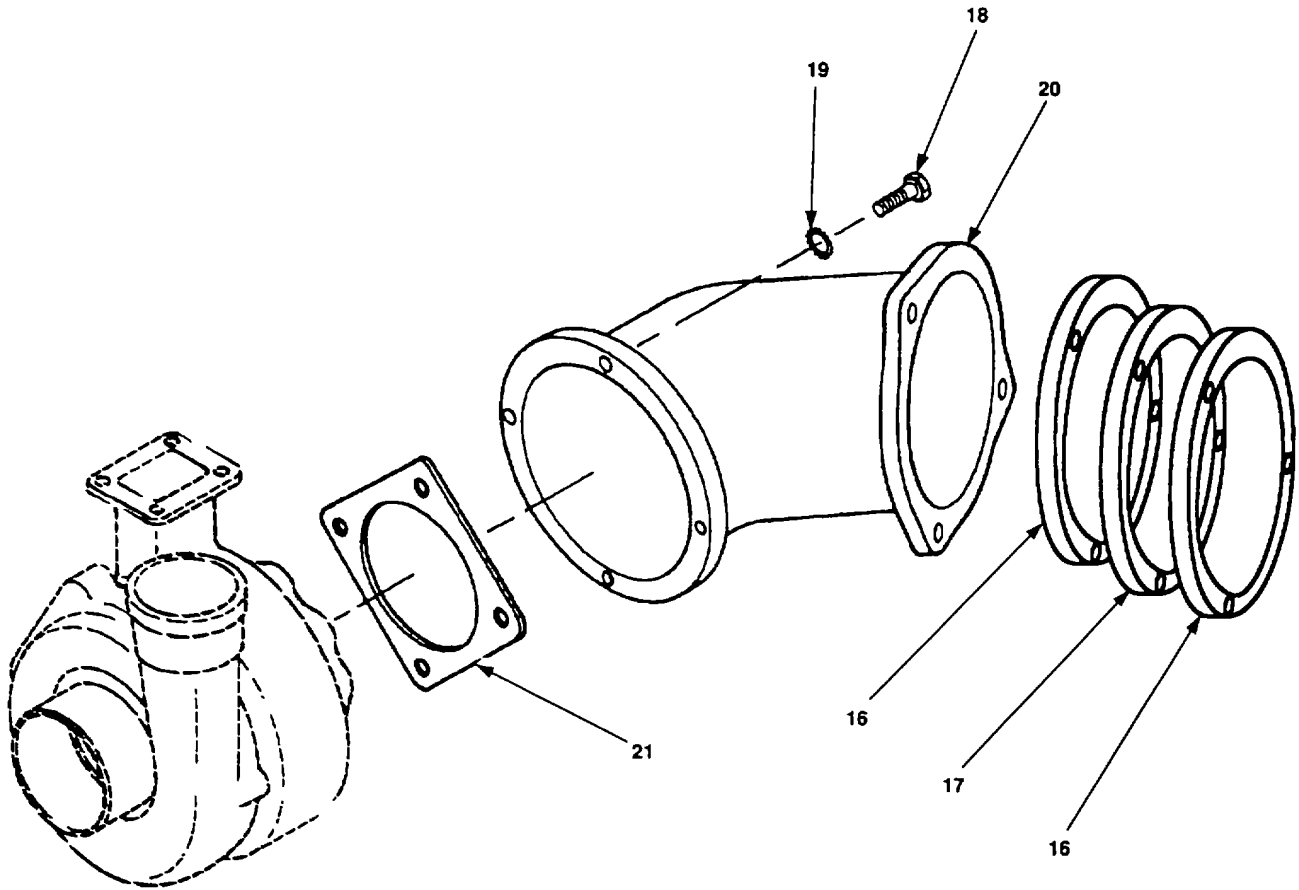


Figure 132. Engine and Exhaust System (Sheet 3 of 3)

SECTION II

TM 10-4320-344-24P-3

(1) ITEM NO	(2) SMR CODE	(3) CAGEC	(4) PART NUMBER	(5) DESCRIPTION AND USABLE ON CODES(UOC)	(6) QTY
				GROUP 02 EXHAUST SYSTEM	
				FIG. 132 ENGINE AND EXHAUST SYSTEM	
				ENGINE,DIESEL 108/F6L913,PUMP AND.....	1
				TRAILER ASSEMBLY	
1	XBOZZ	18265	P-6407	CLAMP,LOOP 13.0 IN	3
2	XBOZZ	05748	76743	CAP ASSEMBLY,PROTEC	1
3	XBOZZ	05748	76727	ELBOW,PIPE (TAIL PIPE))	1
4	PAOZZ	96906	MS90728-31	BOLT,MACHINE 5/16-18 X .625 IN.LG.....	4
5	PAOZZ	96906	MS35338-45	WASHER,LOCK 5/16 INN	4
6	XBOZZ	05748	76250	CLAMP,LOOP MUFFLER MTG	2
7	PBOZZ	18265	MAM08-5090	MUFFLER,EXHAUST	1
8	PAOZZ	05748	65458	WASHER,LOCK M10	4
9	PAOZZ	05748	76745	SCREW,CAP,HEXAGON H M10 X .75 IN	4
				LG, BRACE MTG	
10	XBOZZ	05748	76275SA	BRACE,WELDMENT	2
11	XBOZZ	05748	76729	CONNECTOR,EXHAUST P	1
12	PAOZZ	96906	MS35650-384	NUI',PLAIN,HEXAGON 3/8 IN., ELBOW	3
				TO FLANGE.....	
13	PAOZZ	96906	MS35338-46	WASHER,LOCK 3/8 IN., ELBOW TO.....	3
				FLANGE.....	
14	PAOZZ	96906	MS35307-366	SCREW,CAP,HEXAGON H 3/8-16 X 2.0.....	3
				IN.LG	
15	XBOZZ	05748	76728	ELBOW,FLANGE TO PIP 45 DEGREE	1
16	PAOZZ	62445	336 1218	GASKET	2
17	PAOZZ	62445	242 0249	GASKET	1
18	PAOZZ	36719	347-0246	SCREW,CAP,HEXAGON H	4
19	XBOZZ	62445	111-7869	WASHER,LOCK	4
20	XBOZZ	36719	223-1138	CONNECTOR,EXHAUST P	1
21	PAOZZ	36719	223-1127	GASKET EXHAUST ELBOW TO	1
				TURBOCHARGER.....	

END OF FIGURE

4
5 THRU 8

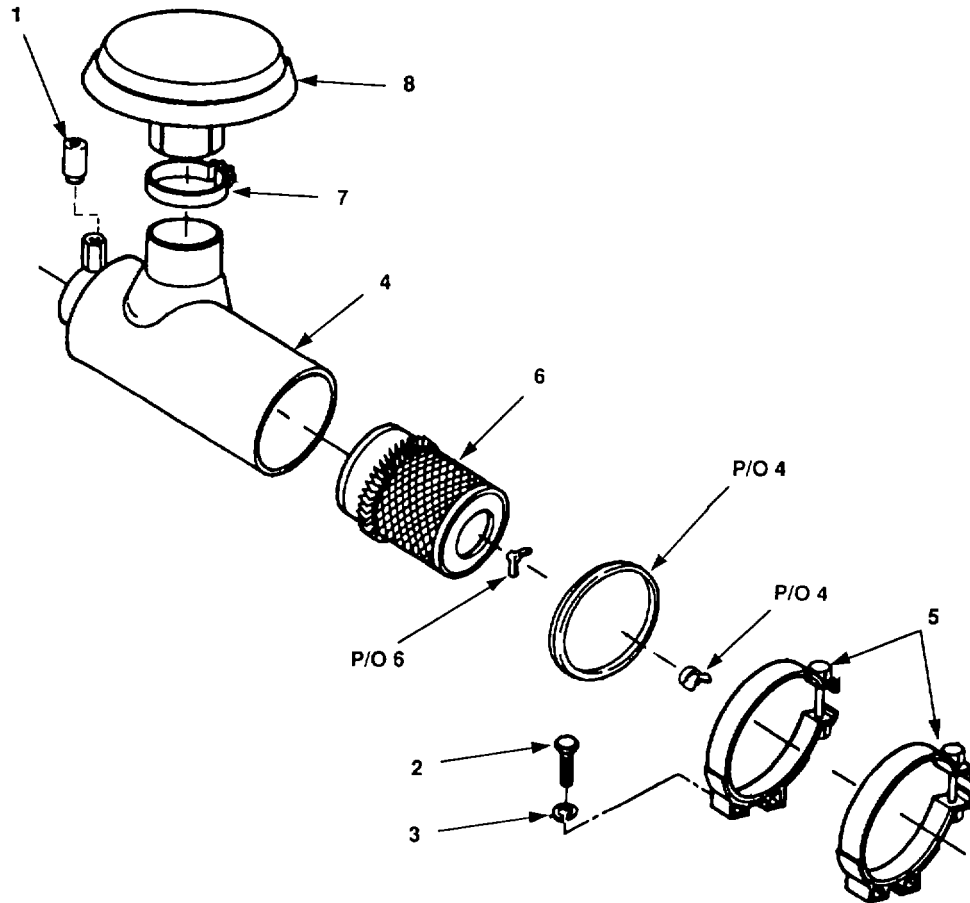


Figure 133. Air Cleaner

SECTION II

TM 10-4320-344-24P-3

(1) ITEM NO	(2) SMR CODE	(3) CAGEC	(4) PART NUMBER	(5) DESCRIPTION AND USABLE ON CODES(UOC)	(6) QTY
GROUP 03 AIR INTAKE SYSTEM					
FIG. 133 AIR CLEANER					
1	PAOZZ	18265	RBXOO-2251	KNOB.....	1
2	PAOZZ	96906	MS90727-31	BOLT,MACHINE 5/16-24 X .625 IN.LG.....	4
3	PAOZZ	96906	MS35338-45	WASHER,LOCK 5/16 IN	4
4	XBOZZ	18265	FHG09-0024	CAP,AIR CLEANER INT	1
5	XBOZZ	18265	P00-4073	MOUNTING BAND BREATHER ASSEMBLY	2
6	PAOZZ	18265	P18-2063	TO BRACKET.	
				FILTER ELEMENT,INTA INCLUDES.....	1
				WINGNUT	
7	PAOZZ	05748	76253	CLAMP,HOSE 3-1/8 IN. TO 5.0 IN	1
8	XBOZZ	18265	GAHOO-0468	CAP,AIR CLEANER INT	1

END OF FIGURE

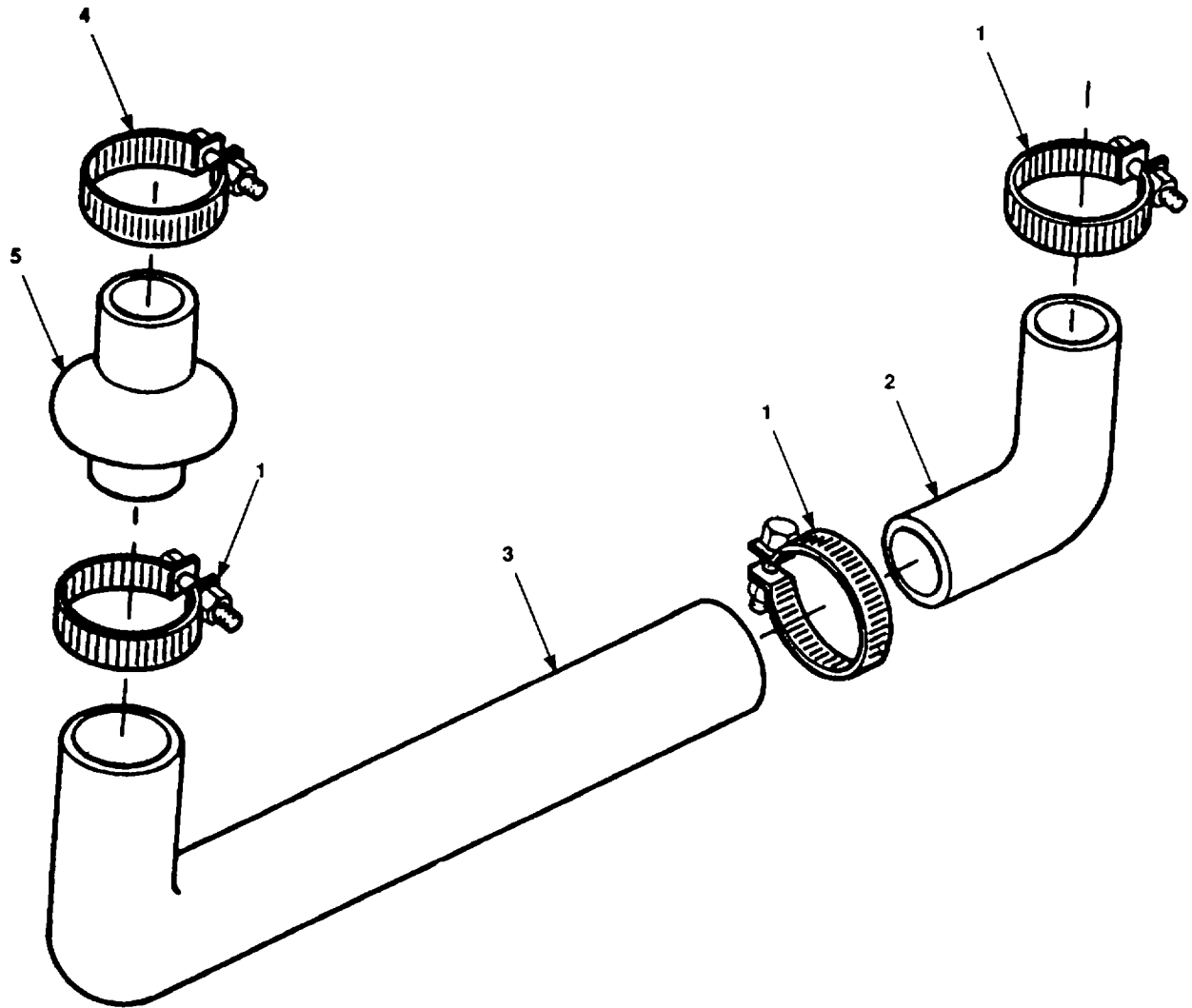


Figure 134. Air Intake Pipe

SECTION II

TM-10-4320-344-24P-3 C01

(1) ITEM NO	(2) SMR CODE	(3) CAGEC	(4) PART NUMBER	(5) DESCRIPTION AND USABLE ON CODES(UOC)	(6) QTY
-------------------	--------------------	--------------	-----------------------	---	------------

GROUP 03 AIR INTAKE SYSTEM

FIG. 143 AIR INTAKE PIPE

1	XDOZZ 05748		76252	. CLAMP, HOSE	3
2	PAOZZ 05748		76254	. HOSE, PREFORMED	1
3	XBOZZ 05748		76072	. ELBOW, PIPE 3.0 IN. DIA	1
4	PAOZZ 05748		76253	. CLAMP, HOSE 3-1/8 IN. TO 5.0 IN	
1					
5	PAOZZ 18265		P10-1291	. HOSE, PREFORMED.....	1

END OF FIGURE

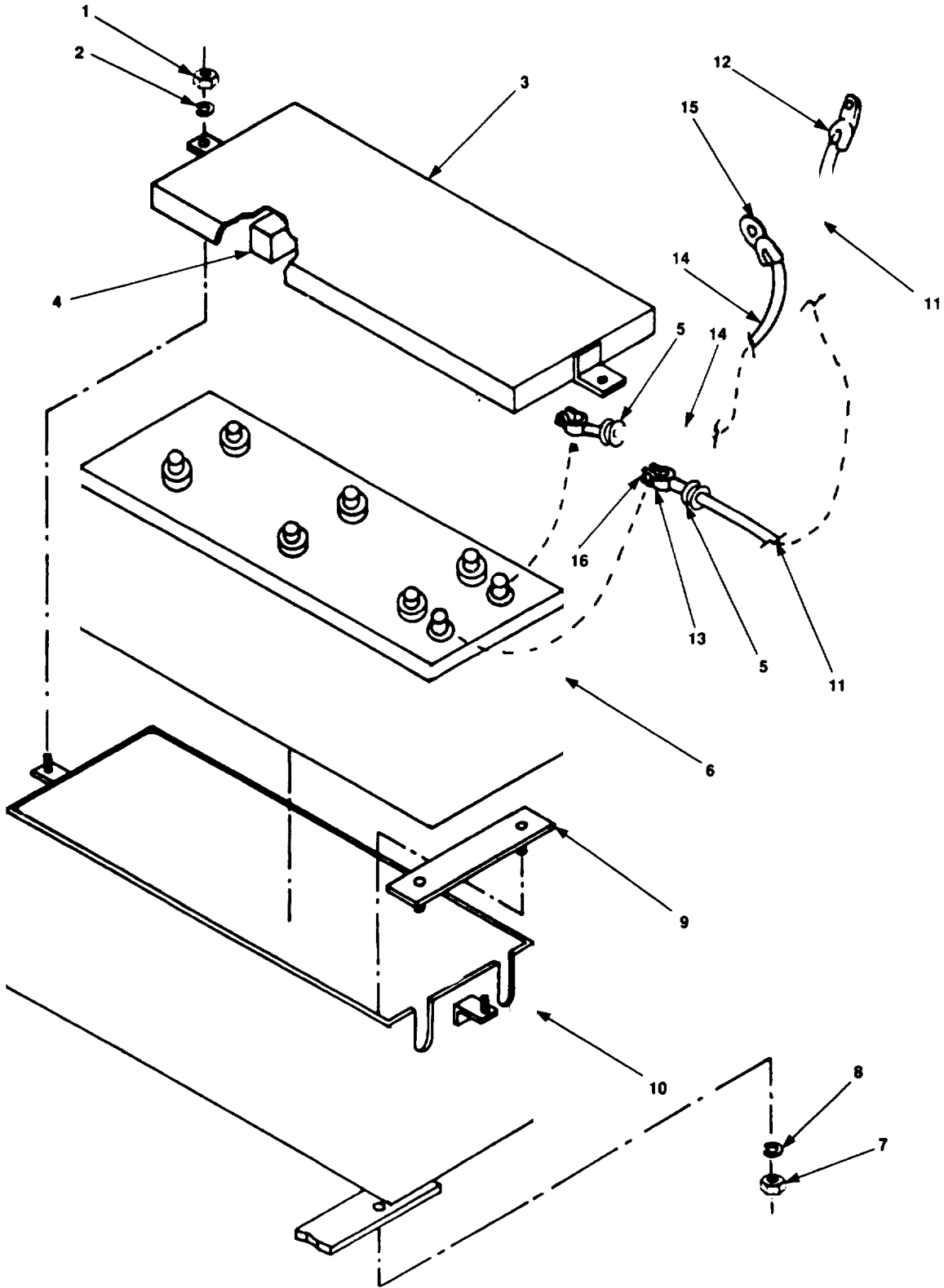


Figure 135. Battery. Battery Box, and Battery Cables

SECTION II

TM 10-4320-344-24P-3

(1) ITEM NO	(2) SMR CODE	(3) CAGEC	(4) PART NUMBER	(5) DESCRIPTION AND USABLE ON CODES(UOC)	(6) QTY
GROUP 04 ELECTRICAL SYSTEM					
FIG. 135 BATTERY, BATTERY BOX, AND BATTERY CABLES					
	XBOZZ	05748	76157SA	BATTERY BOX ASSY	1
1	XBOZZ	96906	MS51967-2	NUT, PLAIN, HEXAGON COVER MTG	2
2	XBOZZ	96906	MS35338-44	WASHER, LOCK COVER MTG	2
3	XBOZZ	05748	76260SA	COVER, BATTERY BOX	1
4	XBOZZ	05748	76938	PAD, CUSHIONING BATTERY BOX.....	2
				ASSEMBLY.	
5	PAOZZ	05748	58123	GROMMET, NONMETALLIC BATTERY BOX	2
6	PAOZZ	05748	76155	BATTERY, STORAGE	1
7	XBOZZ	96906	MS51967-8	NUT, PLAIN, HEXAGON BATTERY BOX MTG.....	4
8	XBOZZ	96906	MS35338-46	WASHER, LOCK BATTERY BOX MTG	4
9	XBOZZ	05748	76259SA	SUPPORT, WELDMENT BATTERY BOX MTG	2
10	XBOZZ	05748	76759SA	BOX, BATTERY W/O COVER	1
11	MOOOO	19099	76755AR	CABLE, BATTERY POSITIVE, BATTERY TO.....	1
				STARTER, MAKE FROM P/N CSOOV (78174)	
				30.0 IN.REQUIRED	
12	PAOZZ	78174	BP11U	TERMINAL, LUG SIZE 00	2
13	PAOZZ	78174	BP319	TERMINAL, LUG SIZE 00	2
14	MODOO	19099	76756AR	CABLE, BATTERY NEGATIVE, BATTERY TO	1
				GROUND, MAKE FROM P/N CSOOV, (78174)	
				16.0 IN.REQUIRED	

END OF FIGURE

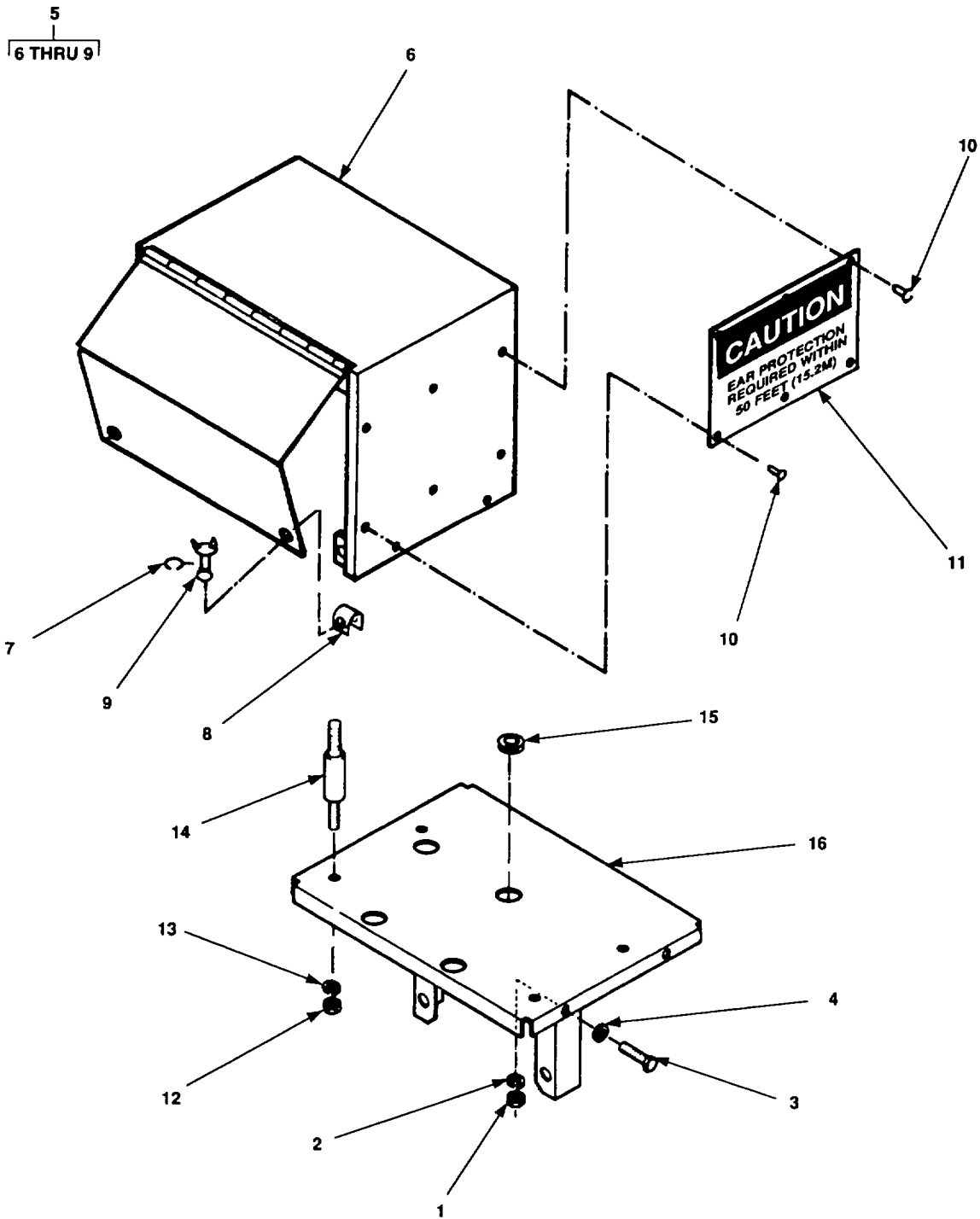


Figure 136. Control Panel, Cover Assembly

SECTION II

TM 10-4320-344-24P-3

(1) ITEM NO	(2) SMR CODE	(3) CAGEC	(4) PART NUMBER	(5) DESCRIPTION AND USABLE ON CODES(UOC)	(6) QTY
GROUP 05 CONTROL PANEL					
FIG. 136 CONTROL PANEL, COVER ASSEMBLY					
1	XBOZZ	96906	MS51967-2	NUT,PLAIN,HEXAGON 1/4-20	4
2	XBOZZ	96906	MS35338-44	WASHER,LOCK 1/4 IN	4
3	XBOZZ	96906	MS90728-6	SCREW,CAP,HEXAGON H 1/4-20 X 3/4.....	4
4	XBOZZ	96096	MS27183-10	IN. LG	4
5	XBOFF	05748	76861SA	COVER,ASSEMBLY CONTROL PANEL,PUMP.....	1
6	XBOFF	05748	76192SA	AND TRAILER ASSEM BLY	1
7	PAOZZ	05748	76762	WELDMENT	1
8	PAOZZ	05748	76763	RING,LOCK,SERRATED	2
9	PAOZZ	05748	76761	NUT,SHEET SPRING	2
10	PAOZZ	05748	62638	THUMBSCREW	2
11	XBOZZ	05748	73479	RIVET,BLIND	6
12	PAOZZ	96906	MS51967-5	PLATE,CAUTION,NOISE	1
13	PAOZZ	96906	MS35338-45	NUT,PLAIN,HEXAGON 5/16-18,SHOCK.....	4
14	XBOZZ	05748	23462	MOUNT,PANEL ASSEM BLY.....	4
15	PAOZZ	05748	30735	WASHER,LOCK 5/16 IN	4
16	XBOFF	05748	76267SA	MOUNT,RESILIENT PANEL ASSEMBLY	4
				GROMMET,NONMETALLIC	4
				BASE WELDMENT	1

END OF FIGURE

136-1

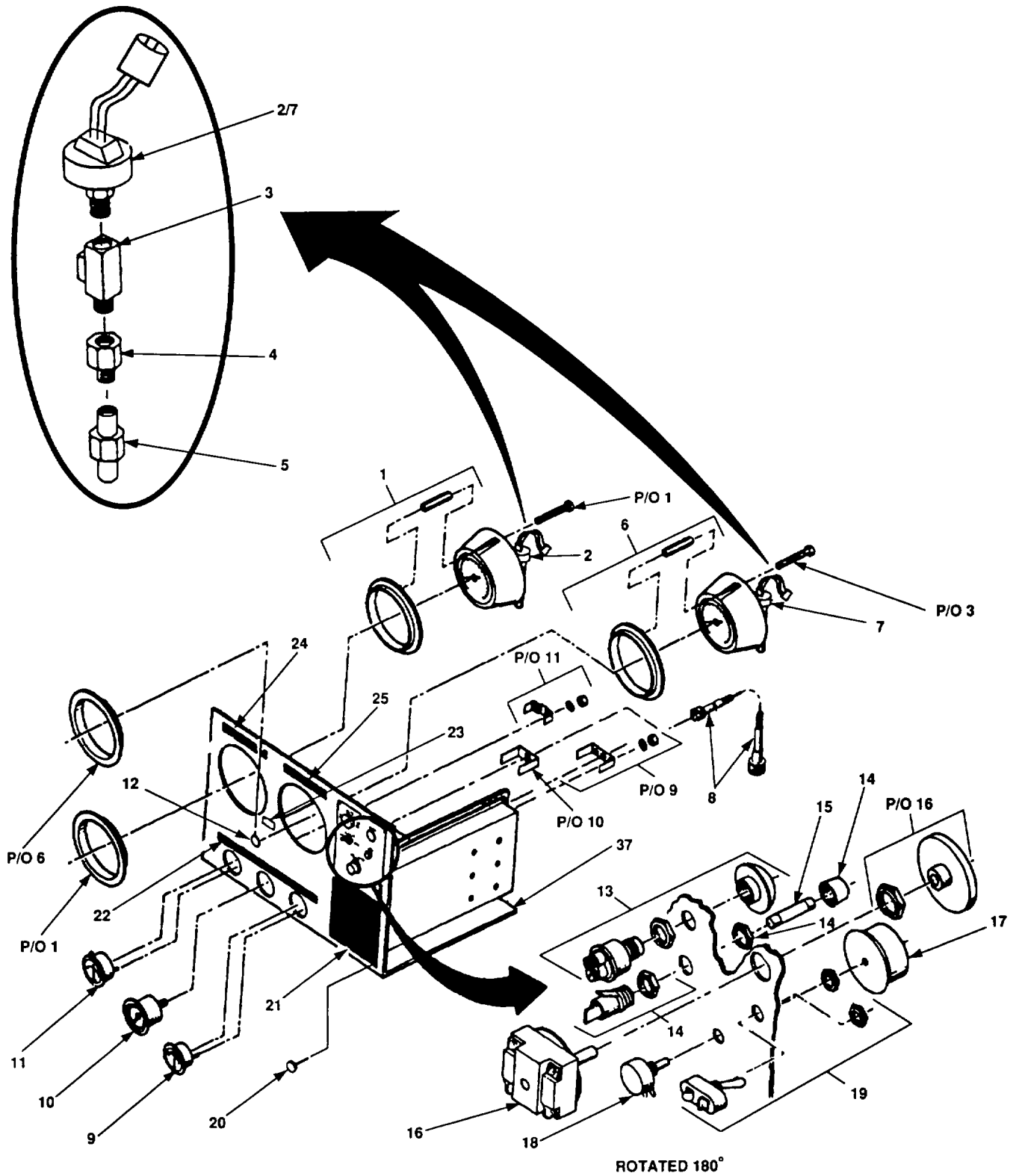


Figure 137. Control Panel Assembly (Sheet 1 of 2)

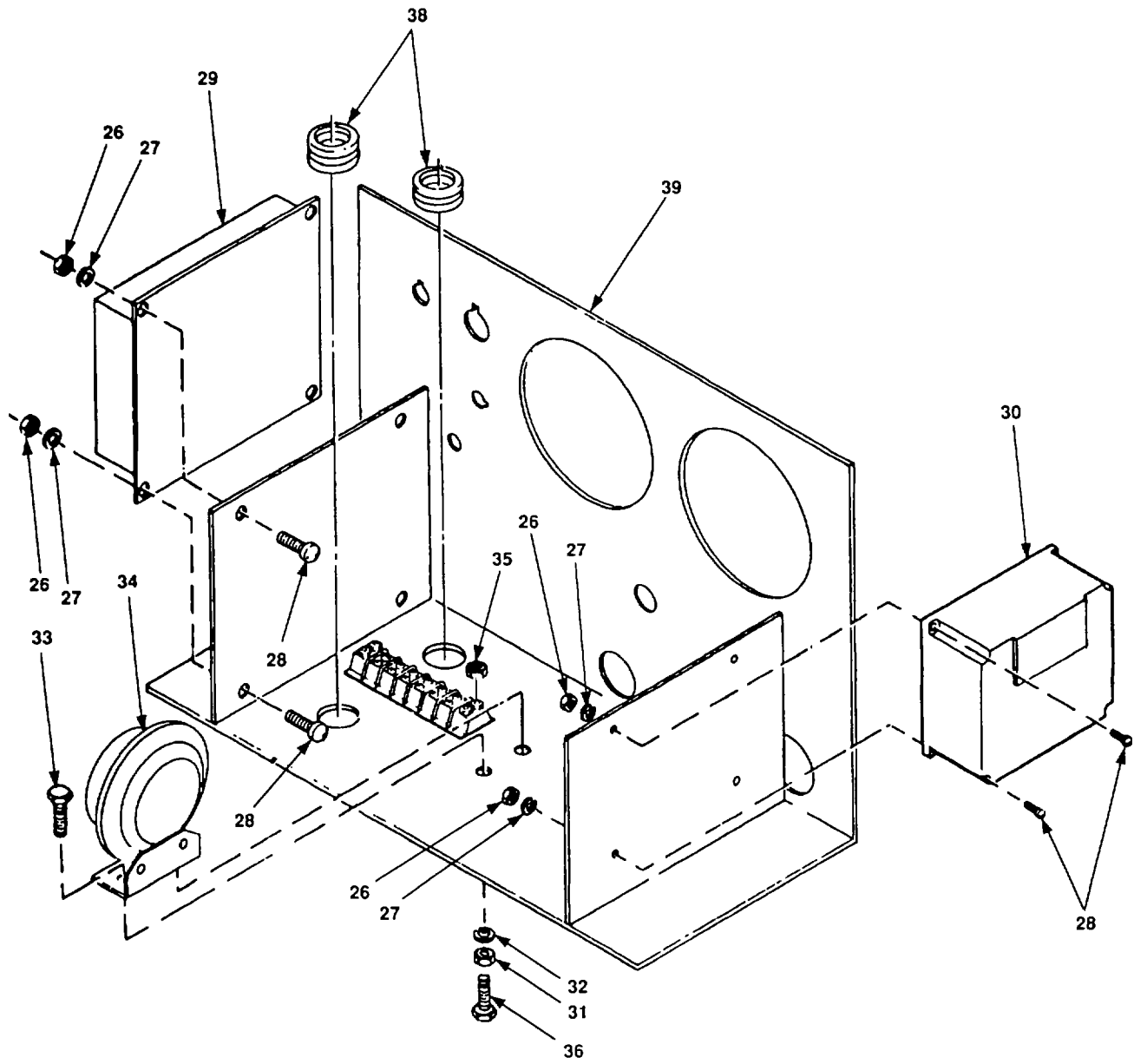


Figure 137. Control Panel Assembly (Sheet 2 of 2)

SECTION II

TM-10-4320-344-24P-3 C01

(1) ITEM NO	(2) SMR CODE	(3) CAGEC	(4) PART NUMBER	(5) DESCRIPTION AND USABLE ON CODES(UOC)	(6) QTY
GROUP 05 CONTROL PANEL					
FIG. 137 CONTROL PANEL ASSEMBLY					
	XBOZZ	05748	76169SA	PANEL, ASSEMBLY	1
1	PAOZZ	05748	76065	.GAGE, COMPOUND PRESS	1
2	PAOZZ	05748	76022	.TRANSMITTER, PRESSUR PRESSURE,.....	1
				DISCHARGE	
3	XBOZZ	05748	70899	.TEE, TUBE PANEL ASSEMBLY	2
4	XBOZZ	05748	76494	.DAMPENER, FLUID PRES SNUBBER, PANEL	2
				ASSEMBLY	
5	XBOZZ	64467	BW42	.DAMPENER, FLUID PRES SNUBBER, PANEL	2
				ASSEMBLY	
6	PAOZZ	05748	76064	.GAGE, PRESSURE, DIAL.....	1
7	PAOZZ	05748	76021	.TRANSMITTER, PRESSUR SUCTION	1
8	PBOZZ	36719	116-8544	.SHAFT ASSEMBLY, FLEX TACHOMETER	1
				AND HOURMETER	
9	PAOZZ	96046	76068	GAGE, PRESSURE, DIAL INCLUDES	1
				ATTACHING HARDWARE	
10	PAOZZ	05748	76067	.TACHOMETER, MECHANIC WITH HOUR-	1
				METER, INCLUDES ATTACHING HARDWARE	
11	PAOZZ	05748	76070	.AMMETER INCLUDES ATTACHING	1
				HARDWARE	
12	XDOZZ	19099	99999	.ALTERNATOR LIGHT INCLUDES ATTACHING	1
				HARDWARE	
13	PAOZZ	05748	74258	.SWITCH, PUSH INCLUDES ATTACHING	1
				HARDWARE	
14	PAOZZ	05748	76272	.SHELL, FUSE INCLUDES ATTACHING.....	1
				HARDWARE	
15	PAOZZ	81349	F02A125V10AS	.FUSE, CARTRIDGE	1
16	PBOZZ	05748	74253	.SWITCH, ROTARY START/STOP, INCLUDES.....	1
				BUTTON	
17	XBOZZ	05748	76066	.KNOB	1
18	PAOZZ	05748	76174	.RHEOSTAT MANUAL THROTTLE CONTROL	1
19	PAOZZ	05748	38087	.SWITCH, TOGGLE	1
20	PAOZZ	05748	62638	.RIVET, BLIND PANEL ASSEMBLY.....	18
21	XBOZZ	05748	76062	.PLATE, ENGINE CONTROL AND INSTRUCTION..	1
22	XBOZZ	05748	76061	.PLATE, AMPMETER TACHOMETER/	1
				HOURMETER AND OIL PRESSURE	
23	XBOZZ	19099	88888	.PLATE, ALTERNATOR	1
24	XBOZZ	05748	76265	.PLATE, PUMP DISCHARGE	1
25	XBOZZ	05748	76060	.PLATE, PUMP, SUCTION	1
26	XBOZZ	05748	76074	.NUT, PLAIN, HEXAGON NO.12	8
27	XBOZZ	96906	MS45904-64	.WASHER, LOCK EXTERNALINTERNAL TOOTH...	8
28	XBOZZ	05748	76075	.SCREW, MACHINE NO.12	8
29	PAOLL	05748	76017	.GOVERNOR, PUMP, PRESS WOODWARD	1
30	PAOLL	05748	76016	.GOVERNOR, DIESEL ENG WOODWARD	1
31	XBOZZ	96906	MS51967-2	.NUT, PLAIN, HEXAGON 1/4-20	2
32	XBOZZ	96906	MS35338-44	.WASHER, LOCK 1/4 IN	2

SECTION II

TM-3825-229-14&PCO1

(1) ITEM NO	(2) SMR CODE	(3) CAGEC	(4) PART NUMBER	(5) DESCRIPTION AND USABLE ON CODES(UOC)	(6) QTY
33	XBOZZ	96906	MS90728-7	.SCREW,CAP,HEXAGON H 1/4-20 X 5/8..... IN	2
34	XBOZZ	05748	76488	.HORN,ELECTRICAL	1
35	XBOZZ	05748	02374	.NUT,NO. 8-32 TERMINAL BLOCK MIG,	4
				PANEL ASSEMBLY.....	
36	XBOZZ	05748	28029	.SCREW,CAP,PAN HD NO. 8-32 X 3/4..... IN.,TERMINAL BLOCK MTG,PANEL ASSEMBLY	4
37	XBOZZ	05748	76749	.TERMINAL BOARD.....	1
38	PAOZZ	05748	30735	.GROMMET,NONMET ALLIC.....	4
39	XBOFF	05748	76063SA	.WELDMENT,FRONT CONTROL PANEL	1

END OF FIGURE

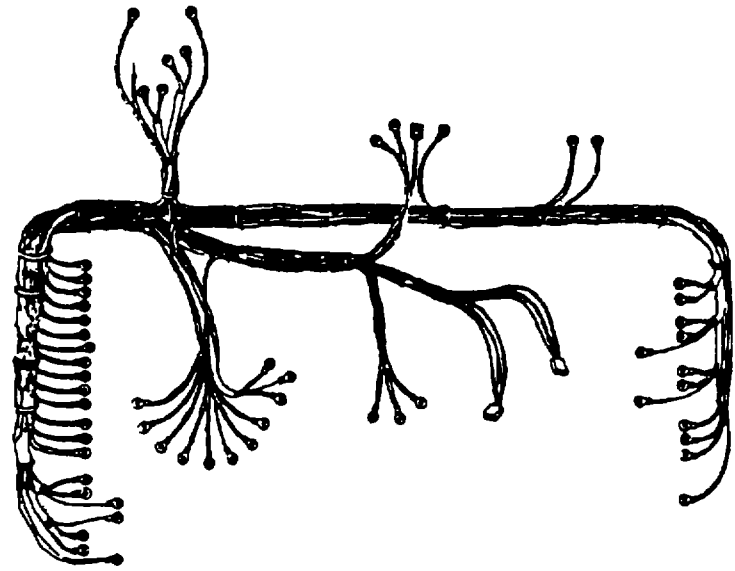
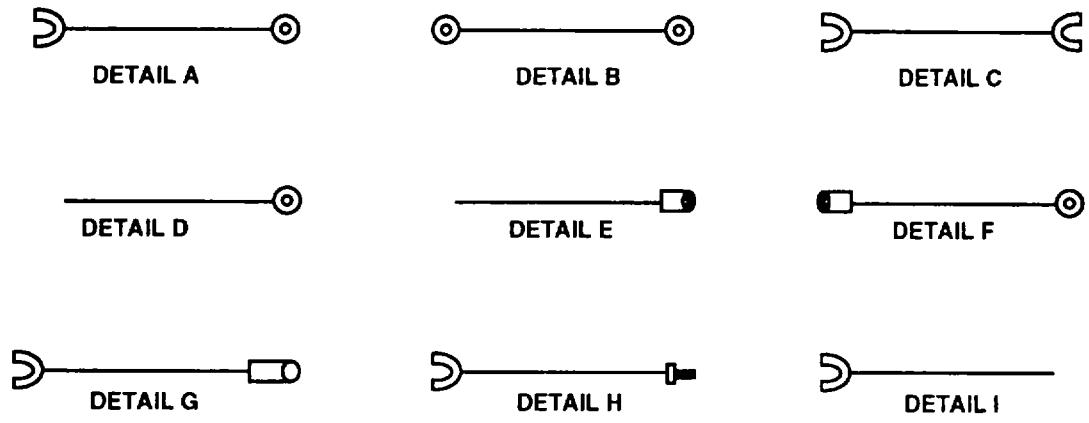


Figure 138. Control Panel Wiring Harness Assembly (Sheet 1 of 3)

Wire	Detail Configuration	Wire Run				Wire Item No.	Wire Length
		From	Terminal Item No.	To	Terminal Item No.		
1	A	TB1-1	1	G5-2	2	12	20.25 inches
2	A	TB1-2	1	S1-2	2	13	18.00 inches
3	A	TB1-3	1	S2-2	3	14	20.75 inches
4	B	TB1-4	1	C2-3	1	15	25.38 inches
5	B	TB1-5	1	C2-4	1	15	26.25 inches
6	A	TB1-6	1	H1-1	3	16	9.25 inches
7	A	TB1-7	1	G3-1	2	17	9.25 inches
8	C	TB1-8	4	C2-5	4	18	26.00 inches
9	C	TB1-9	4	C2-6	4	18	26.00 inches
10	A	TB1-10	4	C2-G	5	18	29.00 inches
11	B	H1-2	3	S1-2	2	15	18.25 inches
12	D	G3-3		H1-1	3	12	AR
13	E	S1-1		S1-3		13	8.00 inches
14	D	S1-2		S2-1	3	15	4.75 inches
15	E	S1-4		F1-1	6	19	10.25 inches
16	F	F1-2	6	C1-1	1	16	20.50 inches
17	B	C1-1	1	C2-1	1	16	27.38 inches
18	A	C1-2	1	G3-1	2	17	12.13 inches
19	A	C1-2	1	C1-G	2	17	8.00 inches
20	C	C1-3	4	C1-8	4	20	4.75 inches

Figure 138. Control Panel Wiring Harness Assembly (Sheet 2 of 3)

Wire	Detail Configuration	Wire Run				Wire Item No.	Wire Length
		From	Terminal Item No.	To	Terminal Item No.		
21	C	C1-3	4	C1-15	4	20	7.50 inches
22	G	C1-4	4	J1-3	7	21	20.25 inches
23	G	C1-7	4	J1-1	7	22	21.25 inches
24	G	C1-8	4	J1-2	7	20	22.75 inches
25	H	C1-4	4	P1-3	8	21	19.00 inches
26	H	C1-14	4	P1-1	8	23	23.13 inches
27	G	C1-15	4	P1-2	8	20	24.00 inches
28	A	C2-2	4	G3-2	5	22	19.00 inches
29	I	R1-1		C2-9	4	18	28.75 inches
30	I	R1-2, R1-3		C2-10	4	18	29.25 inches
31	I			C2-G	9	18	32.75 inches
32	C	C2-10	4	C1-16	4	18	30.38 inches
33	C	C2-12	4	C1-17	4	18	30.38 inches
34	D			C1-G	5	18	30.88 inches
35	A	S3-1	10	C1-18	4	18	23.75 inches
36	A	S3-2	10	C1-19	4	18	23.75 inches
37	I			C1-G	5	18	24.25 inches
38	I	S1-4		ALT LIGHT (-)	11	24	14 inches

Figure 138. Control Panel Wiring Harness Assembly (Sheet 3 of 3)

SECTION II

TM 10-4320-344-24P-3 C01

(1) ITEM NO	(2) SMR CODE	(3) CAGEC	(4) PART NUMBER	(5) DESCRIPTION AND USABLE ON CODES(UOC)	(6) QTY
				GROUP 05 CONTROL PANEL	
				FIGURE 138 CONTROL PANEL WIRING HARNESS ASSEMBLY	
	PAOOO	05748	76884SA	..WIRING HARNESS PANEL ASSEMBLY	1
1	PAOZZ	96906	MS25036-106	..TERMINAL, LUG 16-14 AWG, NO. 6 STUD	17
2	PAOZZ	96906	MS25036-108	..TERMINAL, LUG 16-14 AWG, NO. 10 STUD	6
3	PAOZZ	96906	MS25036-153	..TERMINAL, LUG 16-14 AWG, NO. 8 STUD	5
4	PAOZZ	05748	76896	..TERMINAL, LUG 22-18 AWG, NO. 6 STUD	24
5	PAOZZ	96906	MS25036-103	..TERMINAL, LUG 22-18 AWG, NO. 10 STUD	4
6	PAOZZ	05748	76895	..CONNECTOR, PLUG, ELEC .250 X .032	2
7	PAOZZ	05748	76934	..TERMINAL, TAPER RECE 22-18 AWG, TO	3
				RECEPTACLE.....	
8	PAOZZ	05748	76935	..TERMINAL, TAPER PIN 22-18 AWG, TO	3
				PLUG	
9	XDOZZ	05748	76899	..TERMINAL, SPADE 22-18 AWG, NO. 10.....	1
				STUD	
10	PAOZZ	96906	MS25036-102	..TERMINAL, LUG 22-18 AWG, NO. 6 STUD.....	2
11	XDOZZ	19099	9999992	..TERMINAL SPADE CONN TO ALT LIGHT	1
12	MOOZZ	19099	76884SA-3AR	..WIRE, 14 AWG MAKE FROM BULK P/N.....	2
				M5086/1-14-2 (81349), CUT TO LENGTH.....	
13	MOOOO	19099	76884SA-5AR	..WIRE, 14AWG MAKE FROM BULK P/N.....	2
				M5086/1-14,4 (81349), CUT TO LENGTH	
14	MOOZZ	05748	76884SA-5AR-1	..WIRE, 14 AWG MAKE FROM BULK P/N.....	1
				M508611-14-3 (81349), 181/2 IN. REQUIRED.....	
15	MOOZZ	19099	76884SA-2AR	..WIRE, 14 AWG MAKE FROM BULK P/N.....	4
				M5086/1-14-1 (81349), 20 3/4 IN. REQUIRED.....	
16	MOOZZ	19099	76884SA-1AR	..WIRE, 14AWG MAKE FROM BULK P/N.....	3
				M5086/1-14-8 (81349), CUT TO LENGTH	
17	MOOZZ	19099	76884SA-8AR	..WIRE, 14 AWG MAKE FROM BULK P/N.....	3
				M5086/1-14,7 (81349), CUT TO LENGTH	
18	MOOZZ	19099	76884SA-6AR	..WIRE, 14 AWG MAKE FROM BULK P/N.....	12
				M5086/1-14-5 (81349), 91/4 IN. REQUIRED.....	
19	MOOZZ	19099	76884SA-15AR	..WIRE, SHIELDED MAKE FROM BULK P/N.....	1
				M5086/1-14-2, (81349), RED AND M508611-149, (81349) WHITE, 26 IN. REQUIRED.....	
20	MOOZZ	19099	76884SA-4AR	..WIRE, 14 AWG MAKE FROM BULK PIN.....	4
				M5086/1-14-3, (81349), 101/4 IN. REQUIRED.....	
21	MOOZZ	19099	76884SA-11AR	..WIRE, 18 AWG MAKE FROM BULK PIN.....	2
				M5086/1-18-0, (81349), CUT TO LENGTH	
22	MOOZZ	19099	76884SA-12AR	..WIRE, 18 AWG MAKE FROM BULK PIN.....	2
				M5086/1-18-2, (81349), CUT TO LENGTH	
23	MOOZZ	19099	76884SA-13AR	..WIRE, 18 AWG MAKE FROM BULK P/N.....	1
				M508611-18-5, (81349), CUT TO LENGTH	

SECTION II

TM 10-4320-344-24P-3

(1) ITEM NO	(2) SMR CODE	(3) CAGEC	(4) PART NUMBER	(5) DESCRIPTION AND USABLE ON CODES(UOC)	(6) QTY
24	MOOZZ	19099	76884SA-14AR	..WIRE,18 AWG MAKE FROM BULK P/N..... M5086/1-18-6 (81349),CUT TO LENGTH.....	1

END OF FIGURE

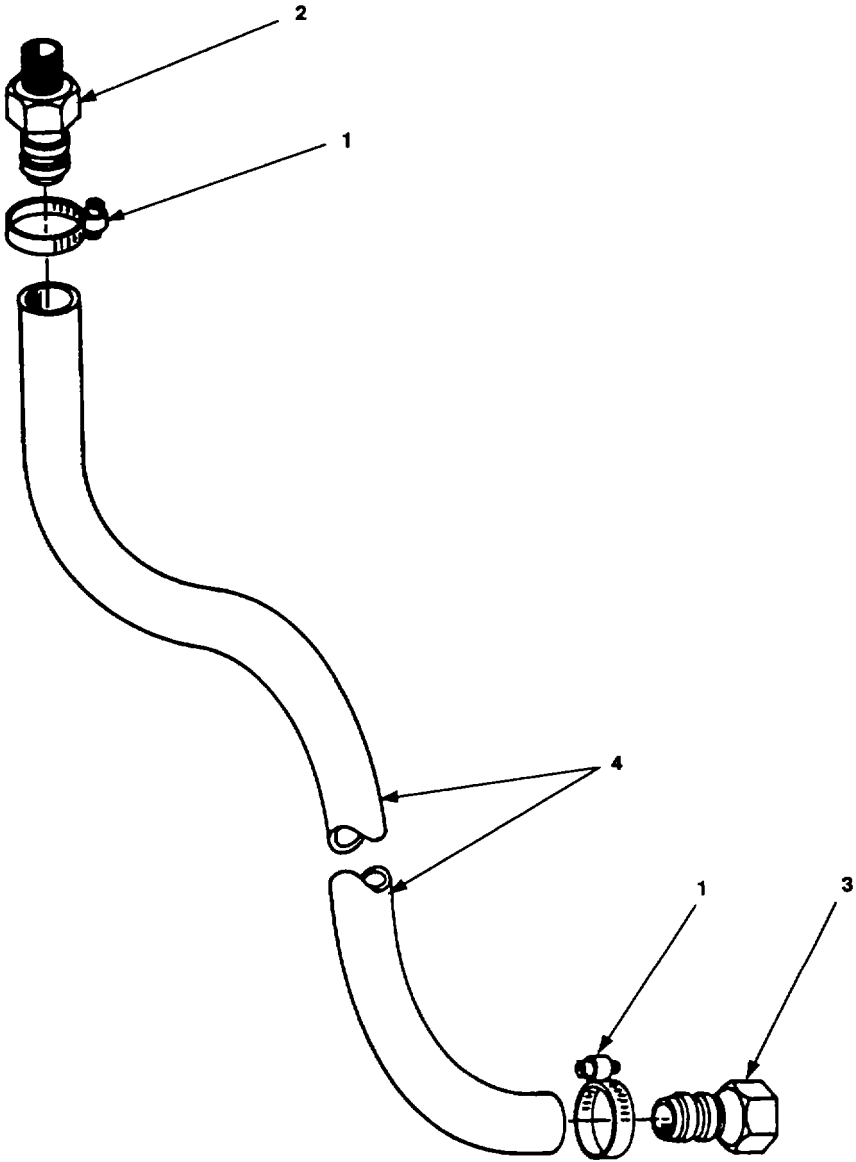


Figure 139. Hose Assembly, Suction and Discharge Elbows

SECTION II

TM 10-4320-344-24P-3

(1) ITEM NO	(2) SMR CODE	(3) CAGEC	(4) PART NUMBER	(5) DESCRIPTION AND USABLE ON CODES(UOC)	(6) QTY
-------------------	--------------------	--------------	-----------------------	---	------------

GROUP 05 CONTROL PANEL

FIG. 139 HOSE ASSEMBLY, SUCTION AND DISCHARGE ELBOWS

	XBOZZ	05748	76754SA	HOSE ASSEMBLY SUCTION/DISCHARGE	2
1	PAOZZ	05748	31056	CLAMP, HOSE	2
2	XBOZZ	05748	30863	ADAPTER, TRAIHT, TU.....	1
3	PAOZZ	05748	76483	ADAPTER, STRAIGHT, PI 1/4 IN NPT X.....	1
				BARB	
4	MOOZZ	19099	13444AR	HOSE, RUBBER MAKE FROM BULK P/N	V
				MIL-H-1344 (81349), CUT TO LENGTH....	

END OF FIGURE

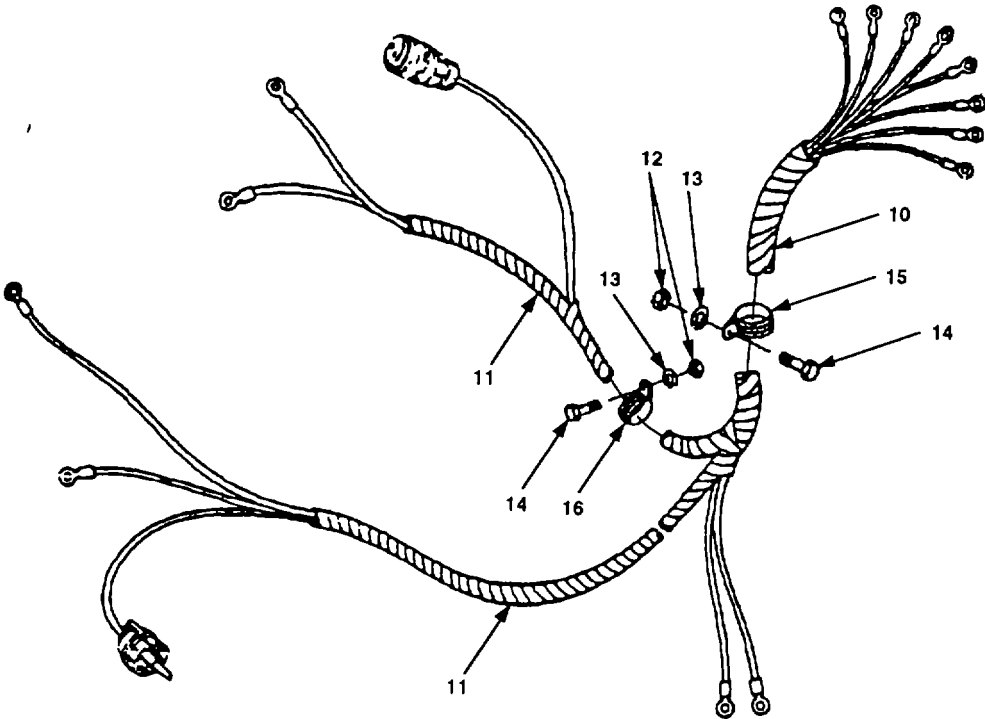


Figure 140. Main Wiring Harness Assembly (Sheet 1 of 2)

Wire	Detail Configuration	Wire Run				Wire Item No.	Wire Length
		From	Terminal Item No.	To	Terminal Item No.		
1	A	TB1-1	1	S3-2	1	4	67.00 inches
2	A	TB1-2	1	A2-B	1	5	98.00 inches
3	A	TB1-3	1	S3-1	1	6	67.00 inches
4	A	TB1-4	1	A1-1	1	7	80.00 inches
5	A	TB1-5	1	A1-2	1	7	80.00 inches
6	B	TB1-6	1	P2-1	3	8	98.00 inches
7	B	TB1-7	1	P2-4	3	9	98.00 inches
8		TB1-8	1	M1		2	
9		TB1-9	1	M2		2	
10		TB1-10	1	M-GROUND		2	
11	A	C2-2	1	ENGINE GROUND	1	7	75.00 inches
12	A	A2-A	1	ALT LIGHT (+)	1	7	98.00 inches

Figure 140. Main wiring Harness Assembly (Sheet 2 of 2)

SECTION II

TM 10-4320-344-24P-3

(1) ITEM NO	(2) SMR CODE	(3) CAGEC	(4) PART NUMBER	(5) DESCRIPTION AND USABLE ON CODES(UOC)	(6) QTY
			GROUP 06	MAIN WIRING HARNESS	
			FIG. 140	MAIN WIRING HARNESS ASSEMBLY	
	XBOOO	05748	76166SA	WIRING HARNESS, BRAN MAIN	1
1	XBOZZ	96906	MS25036-106	TERMINAL, LUG 16-14 AWG, NO. 6 STUD.....	18
2	XBOZZ	05748	76019	LEAD, ELECTRICAL UP, W/CONNECTORS.....	3
3	XBOZZ	05748	76930	INSERT, ELECTRICAL C	2
4	NOOZZ	19099	76166SA-3AR	LEAD, ELECTRICAL MAKE FROM BULK P/.....	1
				N M5086/1-1 (81349) 67 IN. REQUIRED.	
5	HOOZZ	19099	76166SA-4AR	LEAD, ELECTRICAL MAKE FROM BULK P/	1
				N M5086/1-1 (81349), 98 IN. REQUIRED.	
6	NOOZZ	19099	76166SA-2AR	LEAD, ELECTRICAL MAKE FROM BULK P/	1
				N M5086/1-1 (81349), 67 IN. REQUIRED.	
7	MOOZZ	19099	76166SA-1, W2	LEAD, ELECTRICAL MAKE FROM BULK P/.....	4
				N M5086/1-14-0 (81349 CUT TO LENGTH	
8	MOOZZ	19099	76166SA-6AR	LEAD, ELECTRICAL MAKE FROM BULK P/	1
				N M5086/1-14-7 (81349) 98 IN. REQUIRED.	
9	MOOZZ	19099	76166SA-5AR	LEAD, ELECTRICAL MAKE FROM BULK P/	1
				N M5086/1-14-5 (81349) 90 IN. REQUIRED.....	
10	MOOZZ	19099	99999999	WRAP, SPIRAL MAKE FROM BULK P/N	1
				99999999, 3/4IN. DIA. CUT TO LENGTH..	
11	MOOZZ	19099	33333333	WRAP, SPIRAL MAKE FROM BULK P/N	2
				33333333, 3/4IN. DIA.CUT TO LENGTH...	
12	PAOZZ	05748	15361	NUT, PLAIN, HEXAGON CLAMP MTG, WIRING	2
				HARNESS, NO.10-24	
13	XBOZZ	96906	MS35335-32	WASHER, LOCK CLAMP MTG, WIRING.....	2
				HARNESS, NO. 10, INT-EXT.	
14	XBOZZ	96906	MS35206-263	SCREW, MACHINE CLAMP MTG, WIRING	2
				HARNESS, NO.10-24 X 1/2 IN. LG.....	
15	XBOZZ	05748	74391	CLAMP, LOOP WIRING HARNESS MTG	1
16	XBOZZ	05748	74397	CLAMP, LOOP WIRING HARNESS MTG	1

END OF FIGURE

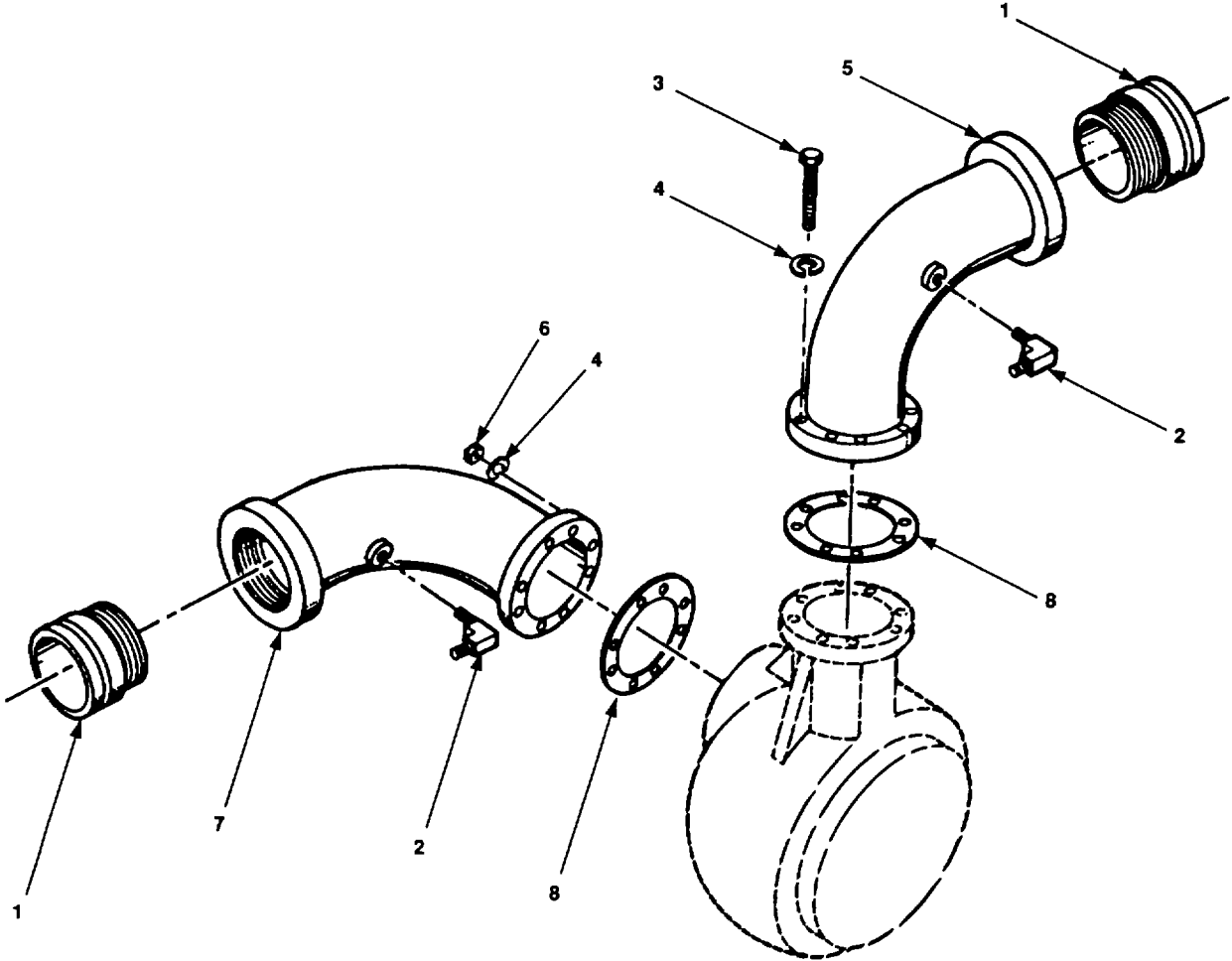


Figure 141. Suction and Discharge Elbows, 6 In.

SECTION II

TM 10-4320-344-24P-3

(1) ITEM NO	(2) SMR CODE	(3) CAGEC	(4) PART NUMBER	(5) DESCRIPTION AND USABLE ON CODES(UOC)	(6) QTY
				GROUP 07	PUMPING ASSEMBLY
				FIG.141	SUCTION AND DISCHARGE ELBOWS, 6 IN
1	PAOZZ	05748	75979	COUPLING, PIPE 6.0 IN	2
2	PAOZZ	96046	30862	ELBOW, PIPE TO TUBE 1/4 IN. NPT X 7/16-20, 45 DEGREE FLARE	2
3	XBOZZ	96906	MS90728-187	SCREW, CAP, HEXAGON H 3/4-10 X 2.0 IN LG	8
4	PAOZZ	96906	MS35338-51	WASHER, LOCK 3/4 IN	16
5	XBOZZ	05748	76179	CONNECTOR, FLUID, PUM 6.0 IN., SUCTION ELBOW	1
6	XBOZZ	96906	MS51967-23	NUT, PLAIN, HEXAGON	8
7	XBOZZ	05748	76178	CONNECTOR, FLUID, PUM 6.0 IN, DISCHARGE	1
8	XBOZZ	05748	01138	GASKET	2
END OF FIGURE					

10
11 THRU 37

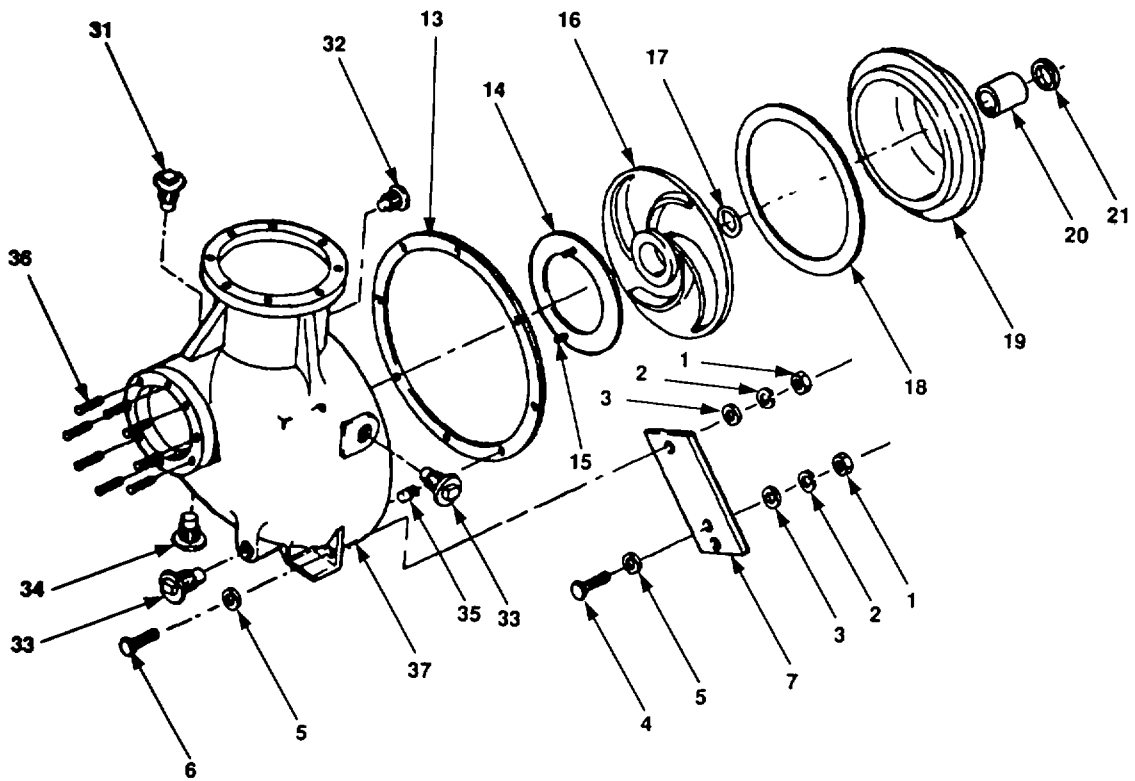


Figure 142. Pumping Assembly (Sheet 1 of 2)

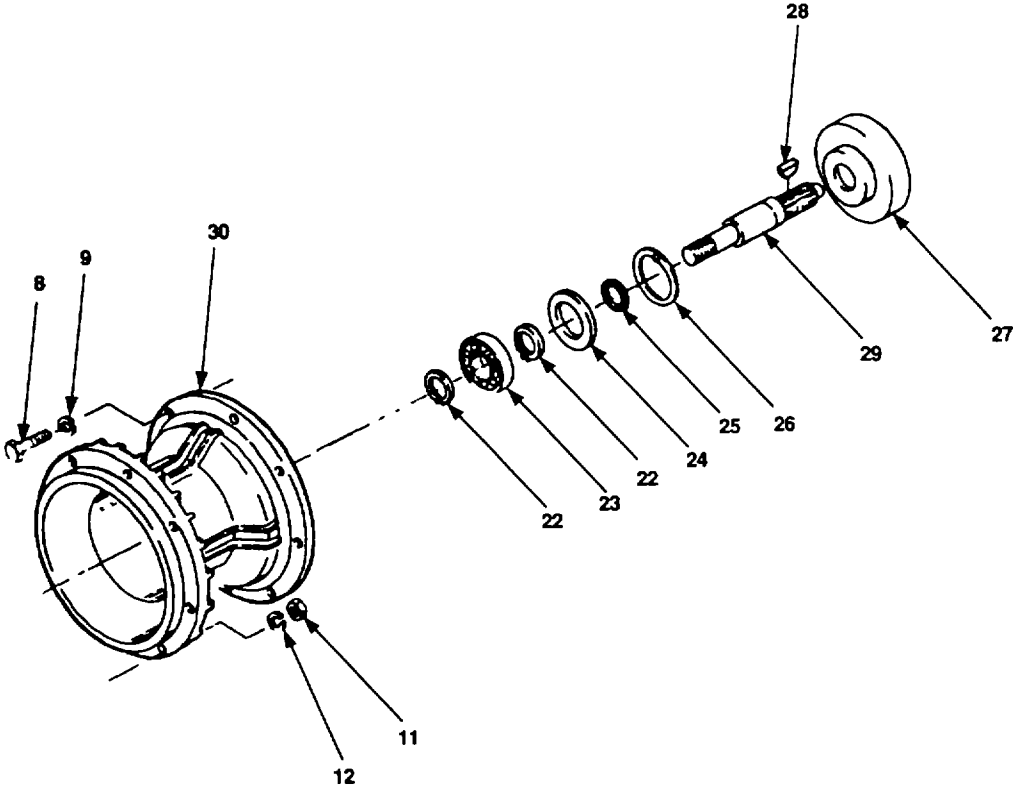


Figure 142. Pumping Assembly (Sheet 2 of 2)

SECTION II

TM 10-4320-344-24P-3

(1) ITEM NO	(2) SMR CODE	(3) CAGEC	(4) PART NUMBER	(5) DESCRIPTION AND USABLE ON CODES(UOC)	(6) QTY
			GROUP 07	PUMPING ASSEMBLY	
			FIG.142	PUMPING ASSEMBLY	
1	XBFZZ	05748	28173	NUT, PLAIN, HEXAGON 1/2 IN.....	6
2	XBFZZ	96906	MS35338-48	WASHER, OCK 1/2 IN	6
3	PAFZZ	05748	70089	SHIM0.187 IN.THICK	V
4	XBFZZ	96906	MS90728-113	SCREW, CAP, HEXAGON H 1/2-13 X 1-1/2.....	4
				IN. LG.....	
5	XBFZZ	96906	MS27183-18	WASHER, FLAT1/2 IN	6
6	PAFZZ	96906	MS90728-116	SCREW, CAP, HEXAGON H 1/2-13 X 2-1/4.....	2
				IN. LG	
7	XBFZZ	05748	76028	BRACKET, PUMP MOUNTING	2
8	PAFZZ	62445	1112429	BOLT, MACHINE M10 X 3.0 IN. LG.,	12
				PUMP MOUNTING.	
9	PAFZZ	05748	65458	WASHER, LOCK M10	12
10	XBFFF	05748	75388SA	PUMP, CENTRIFUGAL	1
11	FAFZZ	96906	MS51967-15	NUT, PLAIN, HEXAGON 1/2-13	12
12	PAFZZ	96906	MS35338-48	WASHER, LOCK 1/2 IN	12
13	PAFZZ	05748	75399	GASKET.....	1
14	PAFZZ	05748	75532	RING, WEARING	1
15	PAFZZ	05748	74479	PIN, STRAIGHT , HEADLE	2
16	PAFZZ	05748	76161	IMPELLER, PUMP CENTR	1
17	PAFZZ	05748	76190	PACKING, PREFORMED SHAFT SLEEVE.....	1
18	PAFZZ	05748	76189	PACKING, PREFORMED 6-1/8 IN.OD	1
19	PAFZZ	05748	75506	SEAL, PLAIN.....	1
20	PAFZZ	05748	75501	SLEEVE, SHAFT, PUMP.....	1
21	PAFZZ	05748	13301	SEAL ASSEMBLY	1
22	XBFZZ	05748	23810	RING, RETAINING	2
23	PAFZZ	05748	76186	BEARING, BALL, ANNULA	1
24	PAFZZ	05748	05254	DEFLECTOR, DIRT ANDD.....	1
25	PAFZZ	05748	76187	SEAL, PLAIN.....	1
26	PAFZZ	05748	29863	RING, RETAINING.....	1
27	PAFZZ	05748	76191	COUPLING, SHAFT, FLEX	
28	PAFZZ	05748	60646	KEY,WOODRUFF	1
29	PAFZZ	05748	75392	SHAFT, SHOULDERED	1
30	XBFZZ	05748	75514	BRACKET ASSEMBLY INTERMEDIATE	1
31	XBOZZ	05748	03221	PLUG, PIPE 1-1/4 IN. NPT	1
32	XBOZZ	05748	03204	PLUG, PIPE 1/4 IN. NPT	1
33	XBOZZ	05748	03222	PLUG, PIPE 1-1/2 IN. NPT	2
34	XBOZZ	05748	76484SA	PLUG, PIPE 2.0 IN. NPT	1
35	PAFZZ	96906	MS90728-116	SCREW, CAP, HEXAGON H 1/2-13 X 2.0.....	12
				INN	
36	PAFZZ	05748	02466	STUD, PLAIN 3/4-10 X 3-1/2	8
37	XBFFF	05748	75505	BODY, PUMP ASSEMBLY.....	1

END OF FIGURE

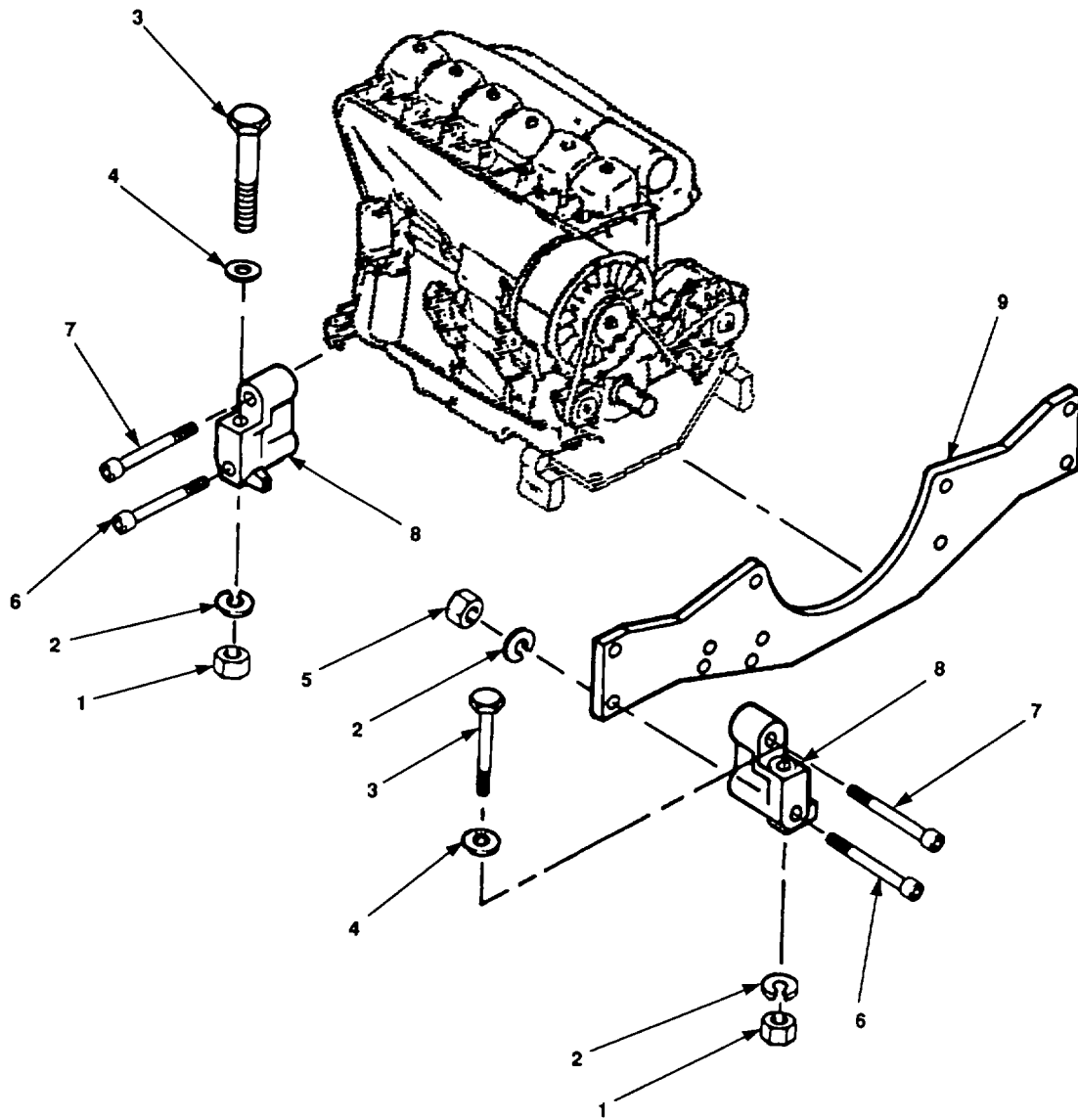


Figure 143. Engine Mounting Hardware

SECTION II

TM 10-4320-344-24P-3

(1) ITEM NO	(2) SMR CODE	(3) CAGEC	(4) PART NUMBER	(5) DESCRIPTION AND USABLE ON CODES(UOC)	(6) QTY
GROUP 10 ENGINE ASSEMBLY					
FIG.143 ENGINE MOUNTING HARDWARE					
1	XBFZZ	96906	MS51967-11	NUT, PLAIN, HEXAGON 7/16-14	4
2	XBFZZ	96906	MS35338-47	WASHER, LOCK 7/16 IN.....	8
3	PAFZZ	96906	MS90728-101	SCREW, CAP, HEXAGON H 7/16-14 X 5.0.....	4
				IN. LG.....	
4	PAFZZ	96906	MS27183-16	WASHER, FLAT 7/16 IN	4
5	XBFZZ	62445	1125801	NUT, PLAIN, HEXAGON	4
6	PAFZZ	36719	111-0784	SCREW, CAP, SOCKET HE	4
7	XBFZZ	36719	110-1428	SCREW, CAP, SOCKET HE	4
8	XBFZZ	36719	224-6170	MOUNT, RESILIENT ENGINE SUSPENSION.....	4
9	XBFZZ	36719	216-3210	CROSSMEMBER ENGINE SUSPENSION.....	1

END OF FIGURE

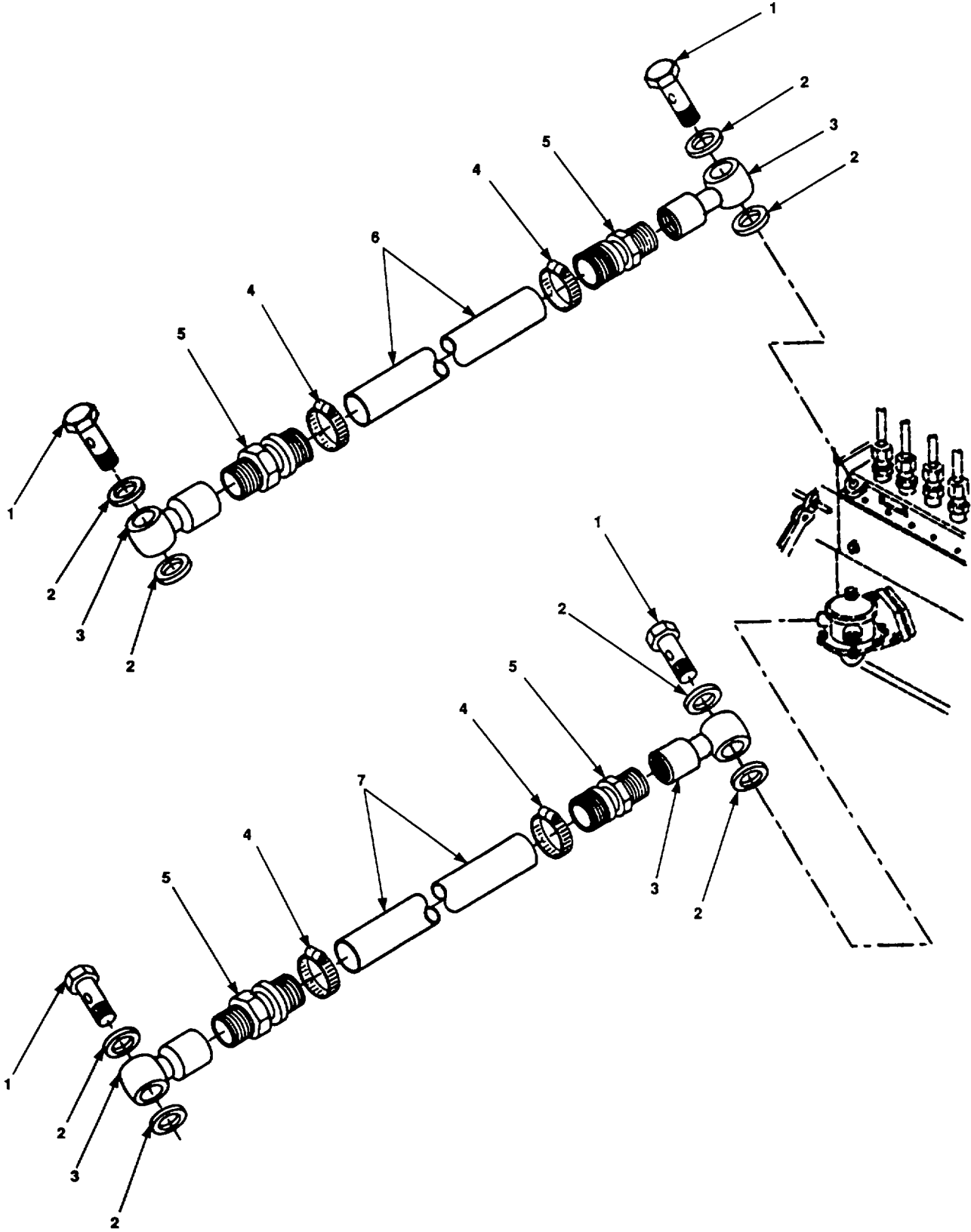


Figure 144. Fuel Lines, Hoses and Fittings (Sheet 1 of 2)

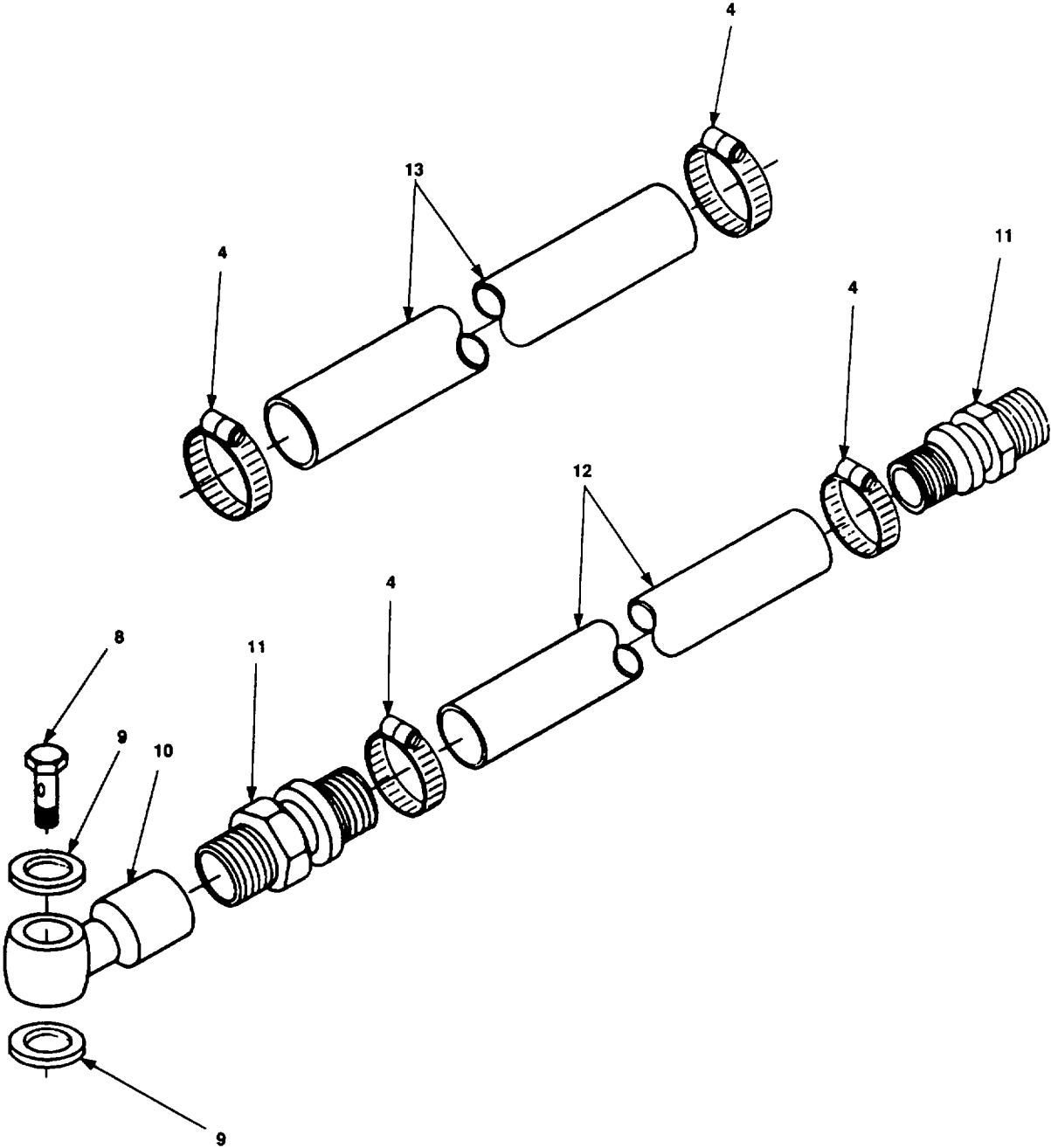


Figure 144. Fuel Lines, Hoses and Fittings (Sheet 2 of 2)

SECTION II

TM 10-4320-344-24P-3

(1) ITEM NO	(2) SMR CODE	(3) CAGEC	(4) PART NUMBER	(5) DESCRIPTION AND USABLE ON CODES(UOC)	(6) QTY
GROUP 10 ENGINE ASSEMBLY					
FIG. 144 FUEL LINES, HOSES, AND FITTINGS					
1	PAOZZ	36719	1119237	BOLT LUBE OIL PIPE.....	4
2	PAOZZ	36719	111-8659	WASHER, FLAT LUBE OIL PIPE.....	8
3	PAOZZ	62445	1169557	ELBOW, HOSE.....	4
4	XBOZZ	05748	31056	CLAMP, HOSE.....	8
5	PAOZZ	05748	30863	ADAPIER, STRAIGHT, TU.....	4
6	MOOZZ	19099	117-4429AR	HOSE, RUBBER, FUEL MAKE FROM BULK P/..... N MIL-H-'13444 (81349), 9.0 IN. REQUIRED	1
7	MOOZZ	19099	117-4429AR1	HOSE, RUBBER, FUEL MAKE FROM BULK P/..... N MIL-H-13444 (81349), 160 IN. REQUIRED	1
8	XBOZZ	62445	1119246	BOLT, FLUID PASSAGE.....	1
9	XBOZZ	36719	1118688	GASKET PART OF KIT P/N 2910045.....	2
10	PAOZZ	62445	1290579	CONNECTOR, MULTIPLE,	1
11	PAOZZ	05748	76483	ADAPTER, STRAIGHT, PI FUEL LINE.....	2
12	MOOZZ	19099	13444AR	ASSY, 1/4 IN NPT X HOSE BARB	
				HOSE, RUBBER MAKE FROM P/N MIL-H-..... 13444 (81349), 70.0 IN.REQUIRED.....	1

END OF FIGURE

3
4 THRU 16

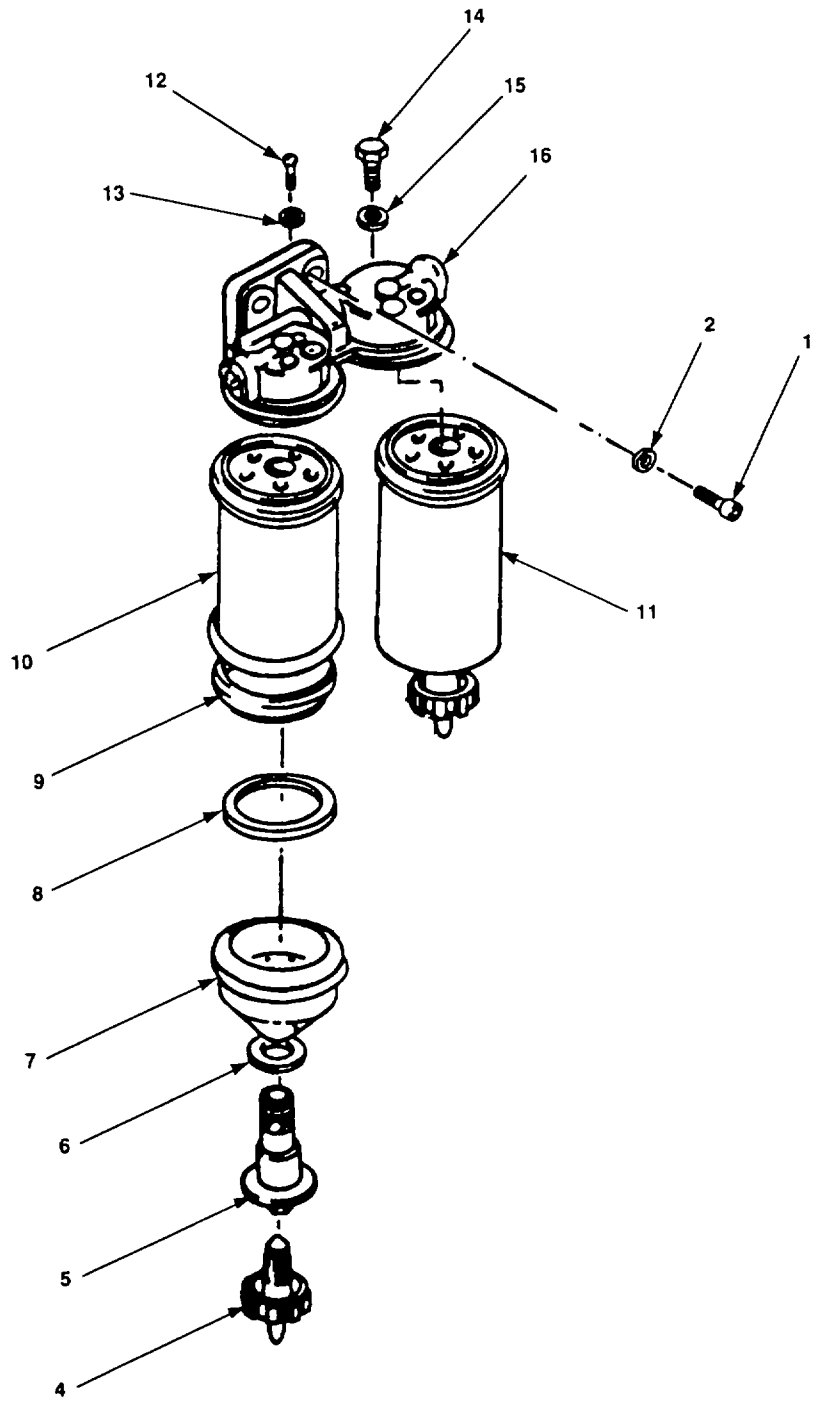


Figure 145. Fuel Filter and Base Assembly

SECTION II

TM 10-4320-344-24P-3

(1) ITEM NO	(2) SMR CODE	(3) CAGEC	(4) PART NUMBER	(5) DESCRIPTION AND USABLE ON CODES(UOC)	(6) QTY
				GROUP 10 ENGINE ASSEMBLY	
				FIG. 145 FUEL FILTER AND BASE ASSEMBLY	
1	XBOZZ	62445	1110577	SCREW.....	2
2	XBOZZ	36719	1107101	WASHER, FLAT.....	2
3	PAOZZ	62445	224-8154	FILTER ASSEMBLY, FLU FUEL, TWIN	1
4	XBOZZ	36719	213-3561	FILTER.....	
5	XBOZZ	36719	213-3559	PLUG, TUBE FITTING, T.....	1
6	PAOZZ	62445	213-3560	BOLT, FLUID PASSAGE.....	1
7	XBOZZ	36719	213-3557	GASKET.....	
8	PAOZZ	62445	213-3562	RESERVIOR FUEL FILTER ASSEMBLY	1
9	PAOZZ	62445	213-4469	GASKET.....	1
10	PAOZZ	62445	213-3558	PACKING, PREFORMED.....	1
11	PAOZZ	36719	117-4482	FILTER ELEMENT, FLUI FUEL.....	1
12	XBOZZ	62445	111-2232	FILTER, FLUID INCLUDES DRAIN	1
13	PAOZZ	36719	213-5104	BOLT.....	2
14	XBOZZ	36719	213-5105	WASHER, FLAT.....	2
15	XBOZZ	36719	1118688	PLUG, MACHINE THREAD.....	1
16	XBOZZ	62445	224-8132	GASKET PART OF KIT P/N 2910045.....	1
				HEAD, FLUID FILTER.....	1

END OF FIGURE

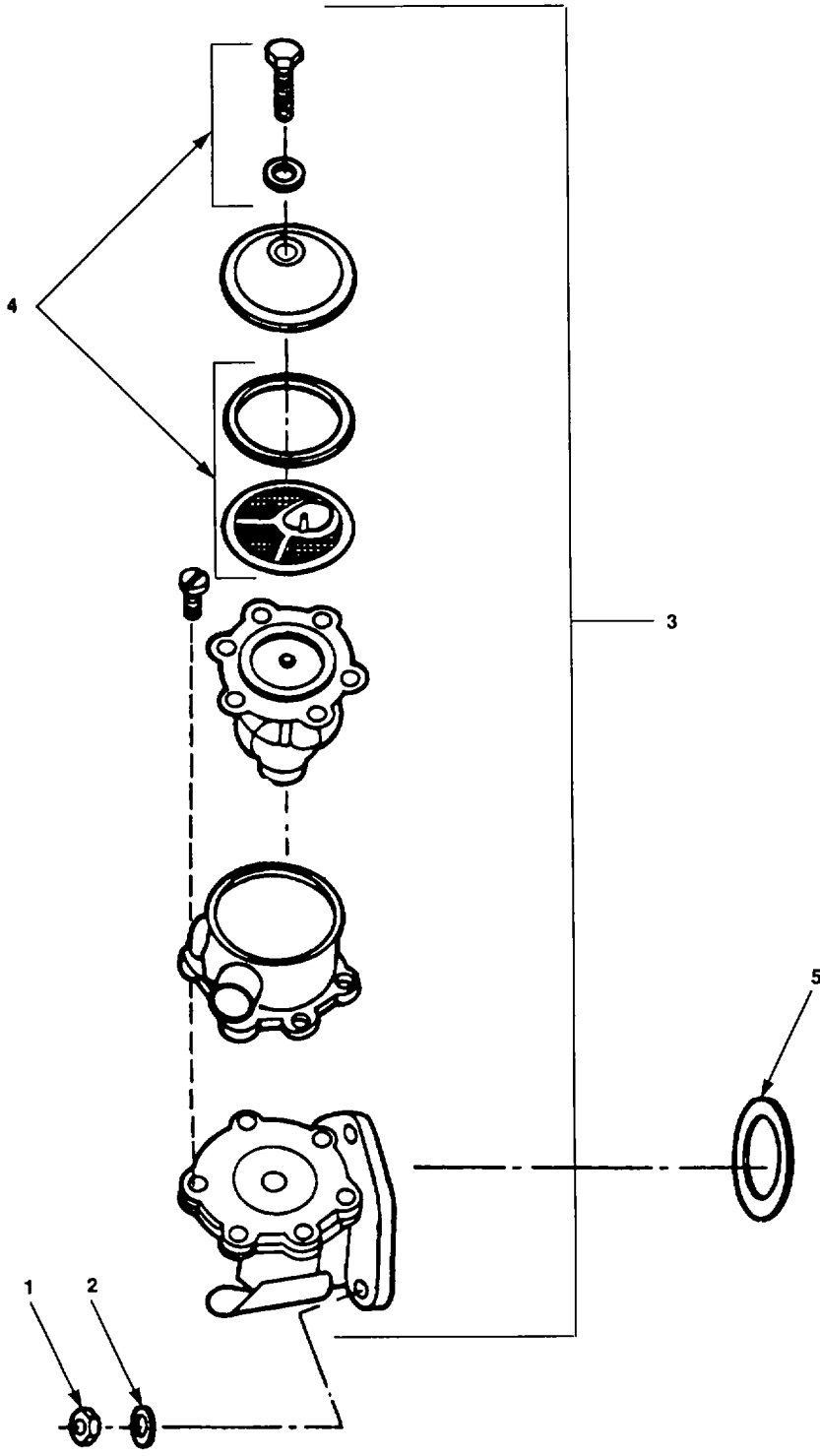


Figure 146. Fuel Transfer Pump

SECTION II

TM 10-4320-344-24P-3

(1) ITEM NO	(2) SMR CODE	(3) CAGEC CAGEC	(4) PART NUMBER	(5) DESCRIPTION AND USABLE ON CODES(UOC)	(6)
GROUP 10 ENGINE ASSEMBLY					
FIG. 146 FUEL TRANSFER PUMP					
1	PAOZZ	62445	111-2813	NUT, PLAIN, HEXAGON	3
2	PAOZZ	36719	1102797	WASHER, LOCK.....	3
3	PAOOO	36719	223-9550	PUMP, FUEL TRANSFER (INJECTION)	1
4	PAOZZ	36719	126 0049	PARTS KIT, METERING FUEL PUMP	1
				(INCLUDES BOLT, WASHER, O-SEAL AND SCREEN)	
5	PAFZZ	36719	1162625	GASKET FUEL PUMP.....	1

END OF FIGURE

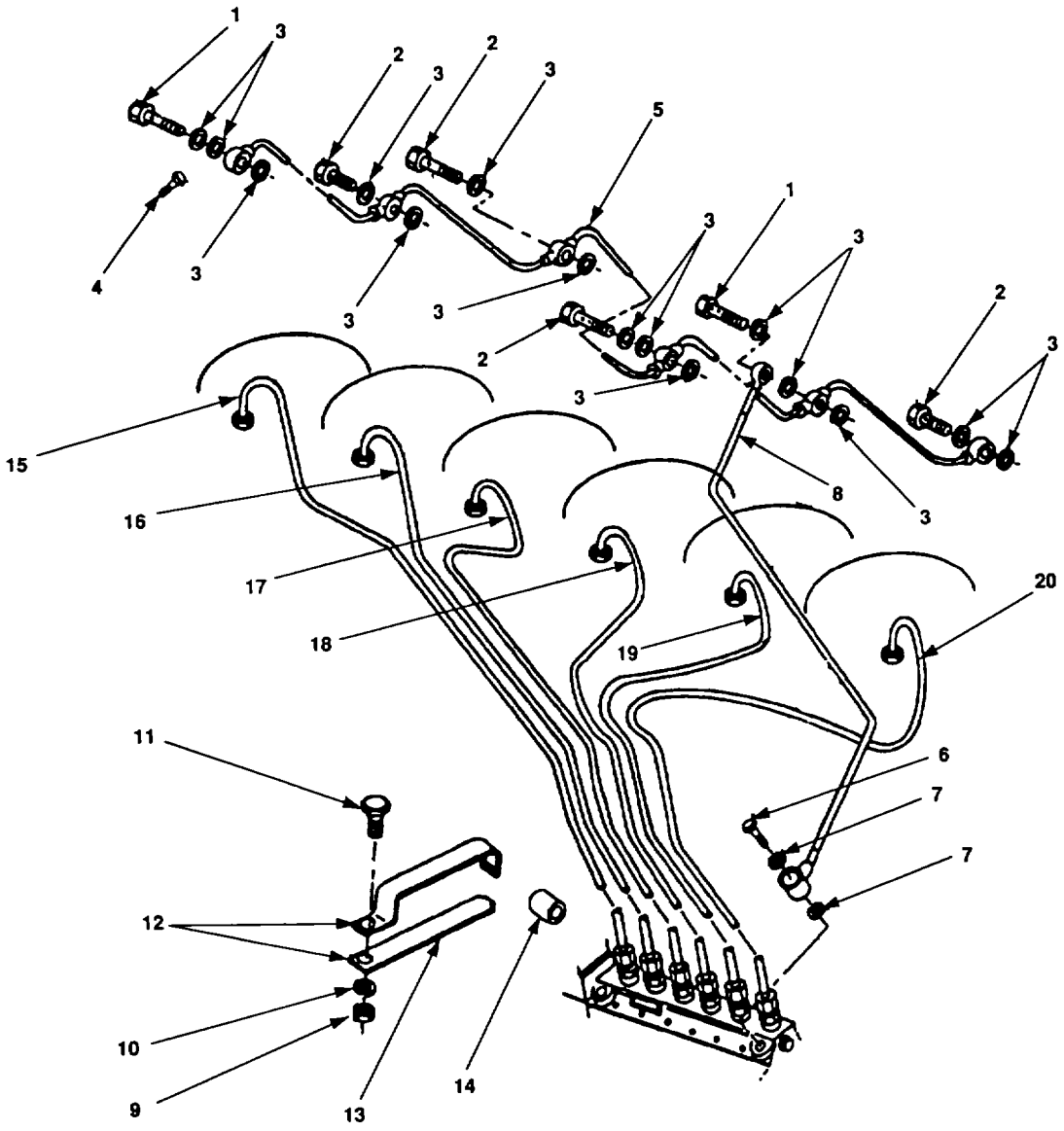


Figure 147. Injection Pipe and Back Leakage Pipes

SECTION II

TM 10-4320-344-24P-3

(1) ITEM NO	(2) SMR CODE	(3) CAGEC	(4) PART NUMBER	(5) DESCRIPTION AND USABLE ON CODES(UOC)	(6)
				GROUP 10 ENGINE ASSEMBLY	
				FIG. 147 INJECTION PIPE AND BACK LEAKAGE PIPES	
1	XBOZZ	36719	1216492	BOLT BACK LEAKAGE PIPE	4
2	XB6ZZ	36719	1119231	BOLT BACK LEAKAGE PIPE	2
3	XBOZZ	36719	111-8647	WASHER, FLAT BACKLEAKAGE PIPE PART.....	14
				OF KIT P/N 2910045	
4	PAOZZ	62445	003-2043	VALVE, CHECK	1
5	XBOZZ	36719	2137534	FUEL LINE, RETURN PIPE	1
6	XBOZZ	62445	1119246	BOLT, FLUID PASSAGE	1
7	PAOZZ	36719	1118688	GASKET	2
8	XBOZZ	36719	223-2347	TUBE ASSEMBLY, METAL	1
9	XBOZZ	62445	111-2813	NUT, PLAIN, HEXAGON	1
10	XBOZZ	36719	1102797	WASHER, LOCK	1
11	XBOZZ	62445	111-2240	BOLT, MACHINE	1
12	XBOZZ	36719	117-0290	CLIP, PIPE	1
13	XBOZZ	36719	117-0294	PLATED END	1
14	XBOZZ	62445	3372269	BUSHING, NONMETALLICINJECTION.....	6
				PIPES	
15	XBOZZ	36719	2237450	TUBE ASSEMBLY, METAL CYLINDER#1.....	1
16	XBOZZ	36719	2137938	TUBE ASSEMBLY, METAL CYLINDER#2.....	1
17	XBOZZ	36719	2237452	TUBE ASSEMBLY, METAL CYLINDER#3.....	1
18	XBOZZ	36719	223-7453	TUBE ASSEMBLY, METAL CYLINDER#4.....	1
19	XBOZZ	36719	223-7454	TUBE ASSEMBLY, METAL CYLINDER#5.....	1
20	XBOZZ	36719	223-7455	TUBE ASSEMBLY, METAL CYLINDER#6.....	1

END OF FIGURE

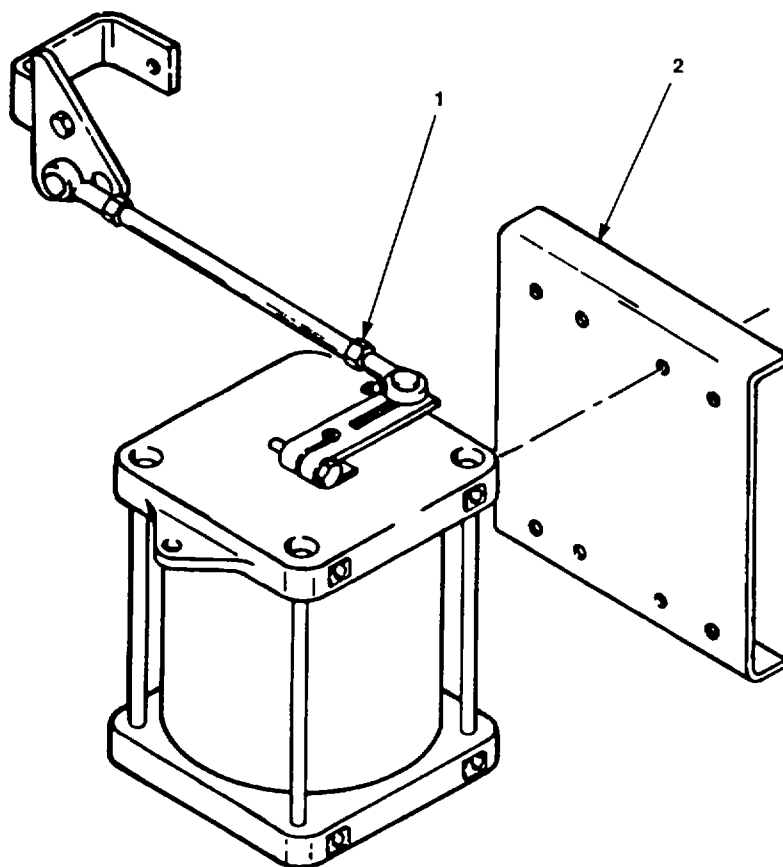


Figure 148. Governor Actuator Assembly

SECTION II

TM 10-4320-344-24P-3

(1) ITEM NO	(2) SMR CODE	(3) CAGEC	(4) PART NUMBER	(5) DESCRIPTION AND USABLE ON CODES(UOC)	(6)
----------------	-----------------	--------------	--------------------	---	-----

GROUP 10 ENGINE ASSEMBLY

FIG. 148 GOVERNOR ACTUATOR ASSEMBLY

1	PAFLL	05748	76015	ACTUATOR, ELECTRO-ME.....	1
2	XBFZZ	05748	76020	BRACKET, WOODWARD	1

END OF FIGURE

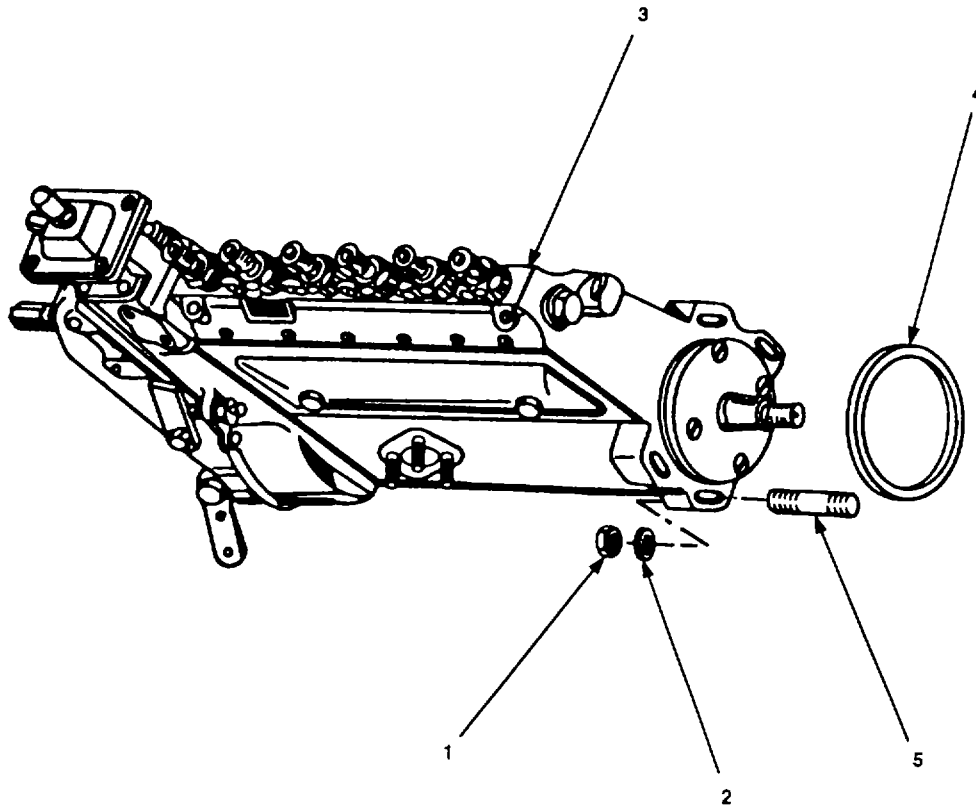


Figure 149. Fuel Injection Pump Assembly

SECTION II

TM 10-4320-344-24P-3

(1) ITEM NO	(2) SMR CODE	(3) CAGEC	(4) PART NUMBER	(5) DESCRIPTION AND USABLE ON CODES(UOC)	(6)
				GROUP 10	ENGINE ASSEMBLY
				FIG. 149	FUEL INJECTION PUMP ASSEMBLY
1	PAFZZ	62445	1102659	NUT, PLAIN, HEXAGON	4
2	PAFZZ	62445	110-7105	WASHER, FLAT	4
3	PAFLF	53867	0 410 886 915	PUMP, FUEL, METERING	1
4	XBFZZ	62445	1166103	PACKING, PREFORMED	1
5	XBFZZ	62445	1174190	STUD	4

END OF FIGURE

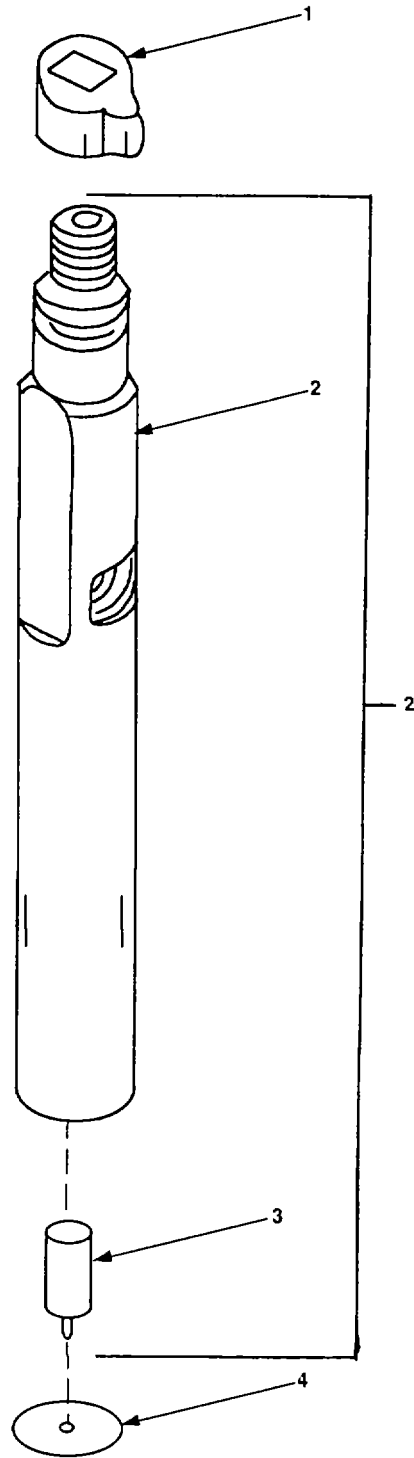


Figure 150. Fuel Nozzle and Holder Assembly

SECTION II

TM 10-4320-344-24P-3

(1) ITEM NO	(2) SMR CODE	(3) CAGEC	(4) PART NUMBER	(5) DESCRIPTION AND USABLE ON CODES(UOC)	(6)
				GROUP 10	ENGINE ASSEMBLY
				FIG. 150	FUEL NOZZLE AND HOLDER ASSEMBLY
1	PAOZZ	62445	2137568	SLEEVE, COOLING, FUEL	6
2	PAOZF	36719	223-3272	INJECTOR ASSEMBLY, F	6
3	XBFZZ	36719	223-3273	NOZZLE, FUEL INJECTI	1
4	XBOZZ	36719	337-2164	PACKING, PREFORMED INJECTOR PART OF	6
				KIT P/N 2910279	

END OF FIGURE

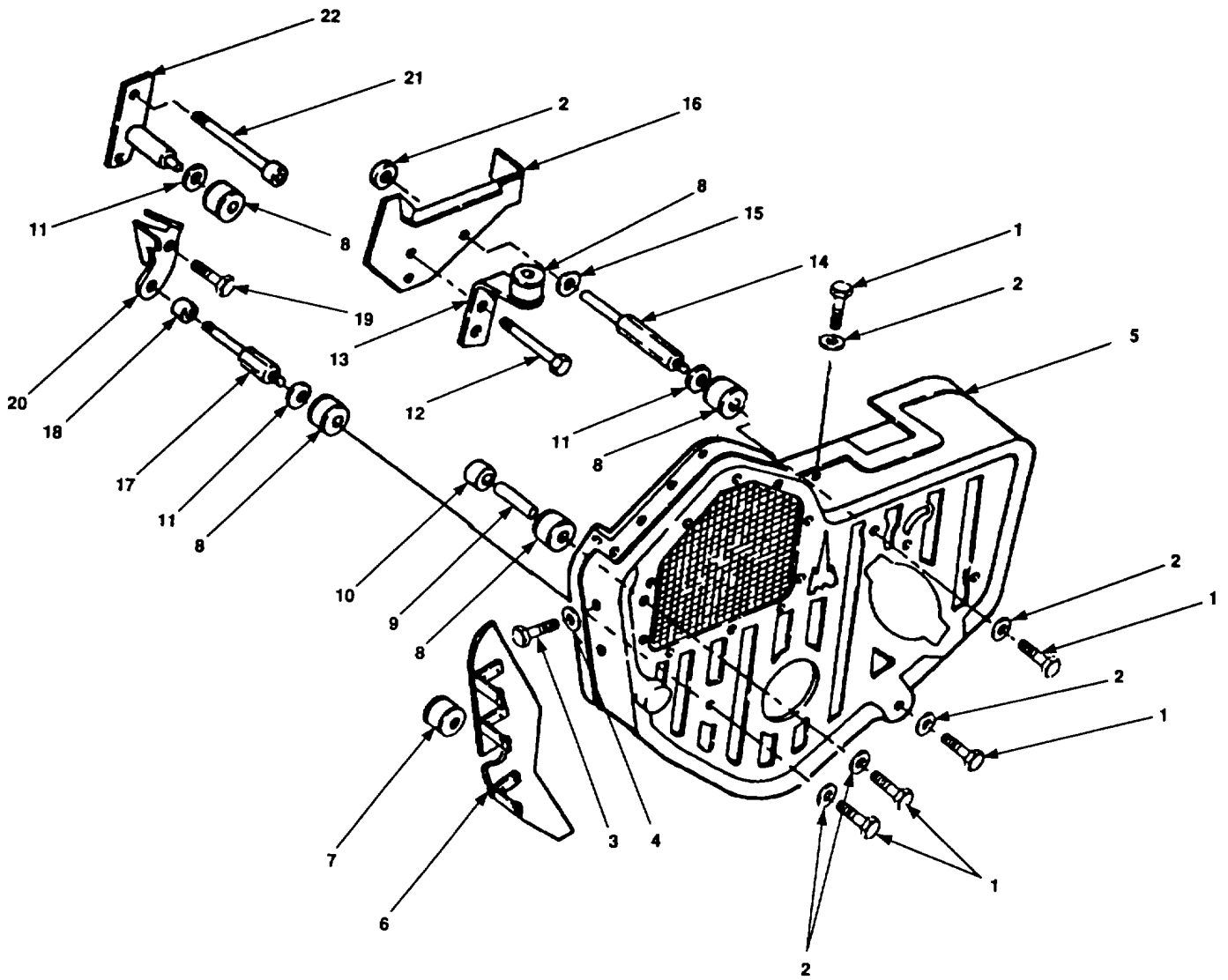


Figure 151. Guard Assembly, V-Belt

SECTION II

TM 10-4320-344-24P-3

(1) ITEM NO	(2) SMR CODE	(3) CAGEC	(4) PART NUMBER	(5) DESCRIPTION AND USABLE ON CODES(UOC)	(6)
				GROUP 10	ENGINE ASSEMBLY
				FIG. 151	GUARD ASSEMBLY, V-BELT
1	XBOZZ	36719	111-2307	SCREW, CAP, HEXAGON H	5
2	XBOZZ	36719	336-3948	WASHER, FLAT	5
3	XBOZZ	36719	110-3316	SCREW, CAP, HEXAGON H	3
4	XBOZZ	62445	331-2840	WASHER, FLAT	3
5	XBOZZ	36719	415-0203	GUARD, V-BELT	1
6	XBOZZ	36719	223-9340	PLATE, COVER	1
7	XBOZZ	36719	117-3066	GROMMET, NONMETALLIC	1
8	XBOZZ	36719	117-3156	BUSHING, RUBBER	5
9	XBOZZ	36719	111-0178	STUD, PLAIN	1
10	XBOZZ	36719	224-2271	BUSHING, SLEEVE	1
11	XBOZZ	62445	1211206	WASHER, FLAT	3
12	XBOZZ	62445	1111193	BOLT, MACHINE	2
13	XBOZZ	36719	224-5654	BRACKET, RETAINER	1
14	XBOZZ	36719	224-5599	STUD, SHOULDERED	1
15	XBOZZ	36719	1107101	WASHER, FLAT	1
16	XBOZZ	36719	223-9656	PLATE, COVER	1
17	XBOZZ	36719	224-5618	STUD, SHOULDERED	1
18	XBOZZ	36719	223-4556	SPACER, SLEEVE	1
19	XBOZZ	36719	117-1763	SCREW, CAP, HEXAGON H	1
20	XBOZZ	36719	224-5062	BRACKET, RETAINER	1
21	XBOZZ	36719	110-2298	SCREW, CAP, SOCKET HE	2
22	XBOZZ	36719	224-5607	RETAINER	1

END OF FIGURE

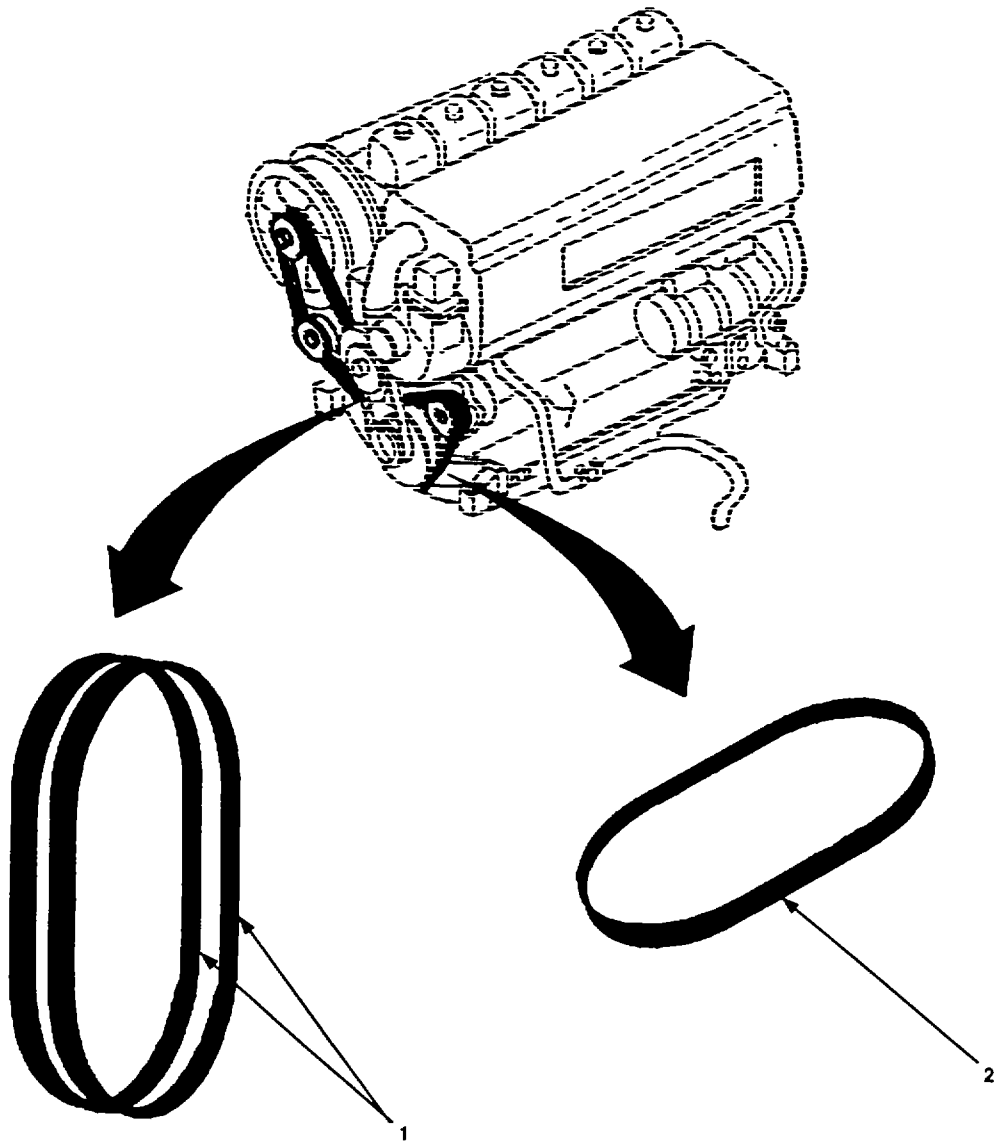


Figure 152. V-Belt and Alternator Belt

SECTION II

TM 10-4320-344-24P-3

(1) ITEM NO	(2) SMR CODE	(3) CAGEC	(4) PART NUMBER	(5) DESCRIPTION AND USABLE ON CODES(UOC)	(6)
				GROUP 10 ENGINE ASSEMBLY	
				FIG. 152 V-BELT AND ALTERNATOR BELT	
1	PAOZZ	36719	223-5177	BELT, V BLOWER PULLEY TO DRIVE (SET OF TWO MATCHED BELTS).....	1
2	PAOZZ	62445	2235180	BELT, V ALTERNATOR PULLEY TO DRIVE PULLEY	1

END OF FIGURE

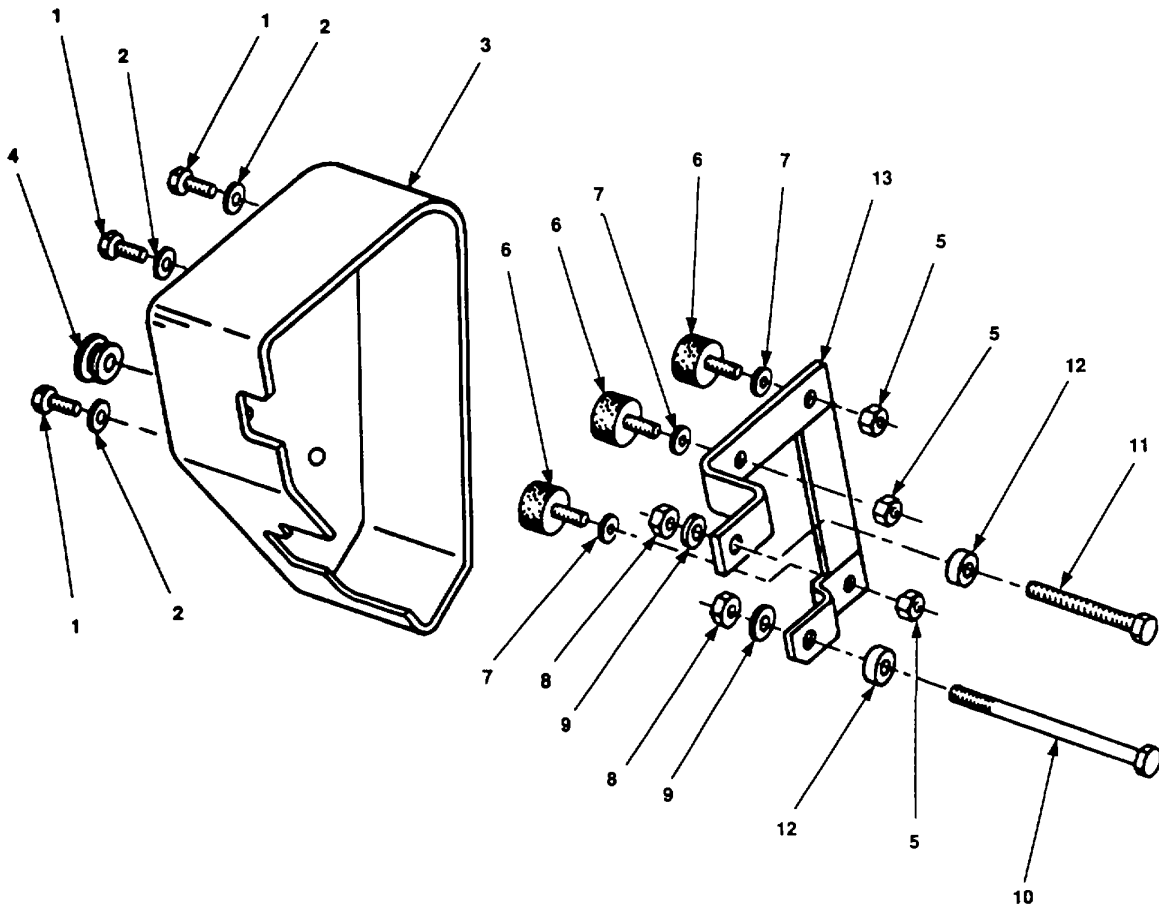


Figure 153. Alternator Cover

SECTION II

TM 10-4320-344-24P-3

(1) ITEM NO	(2) SMR CODE	(3) CAGEC	(4) PART NUMBER	(5) DESCRIPTION AND USABLE ON CODES(UOC)	(6)
				GROUP 10	ENGINE ASSEMBLY
				FIG. 153	ALTERNATOR COVER
1	XBOZZ	36719	110-3316	SCREW, CAP, HEXAGON H	3
2	XBOZZ	62445	331-2840	WASHER, FLAT	3
3	XBOZZ	36719	224-5641	COVER, ALTERNATOR	1
4	XBOZZ	36719	241-9071	GROMMET, NONMETALLIC	1
5	XBOZZ	62445	111-2813	NUT, PLAIN, HEXAGON	6
6	XBOZZ	36719	117-3155	MOUNT, RESILIENT	3
7	XBOZZ	36719	110-7095	WASHER, FLAT	3
8	PAOZZ	62445	1102659	NUT, PLAIN, HEXAGON	2
9	PAOZZ	62445	110-7105	WASHER, FLAT	2
10	XBOZZ	36719	111-1378	SCREW, CAP, HEXAGON H	1
11	XBOZZ	36719	111-2476	SCREW, CAP, HEXAGON H	1
12	XBOZZ	36719	223-4556	SPACER, SLEEVE	2
13	XBOZZ	36719	224-5254	RETAINER BRACKET	1

END OF FIGURE

9
┌
└ 10┘

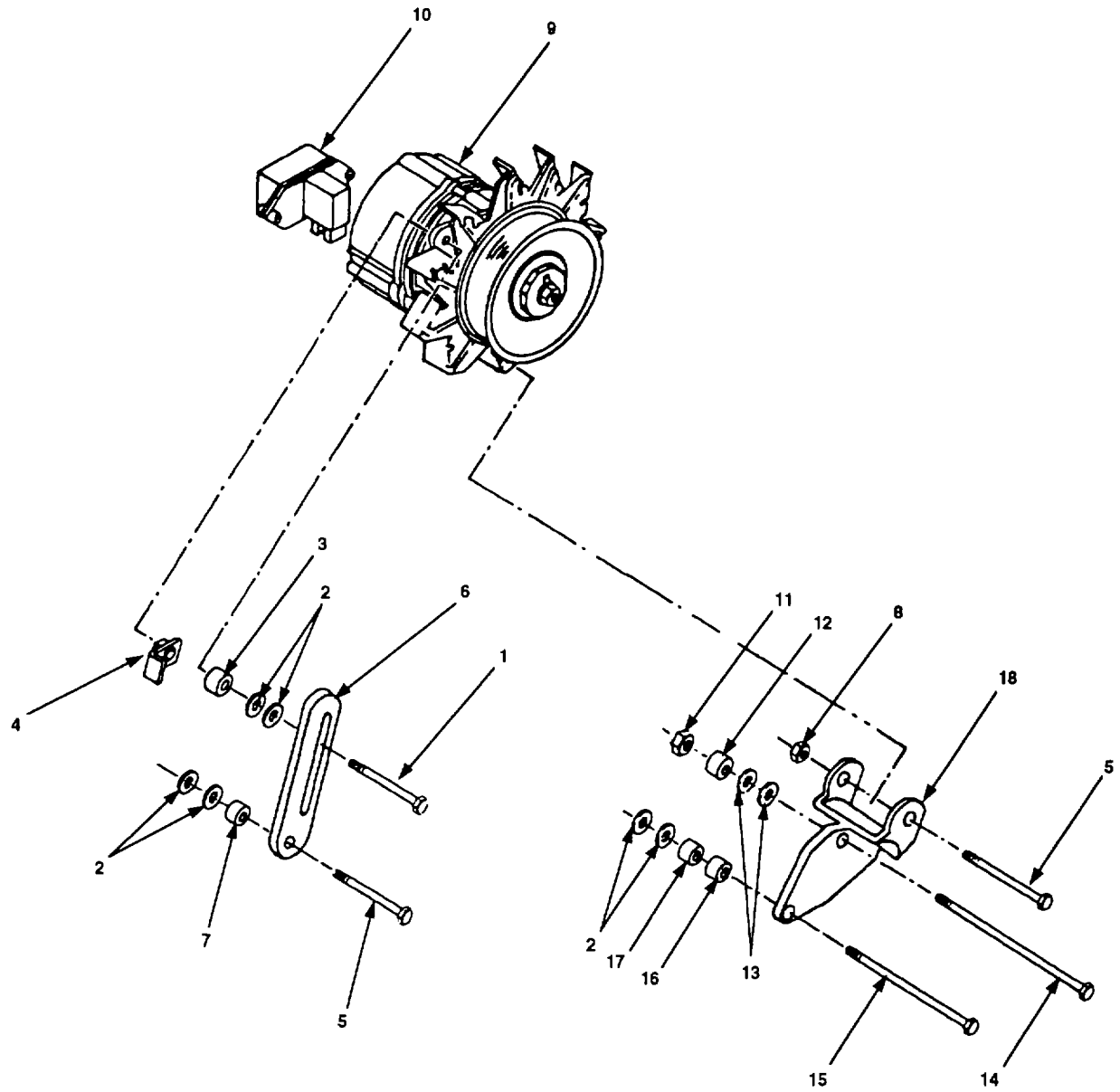


Figure 154. Alternator Assembly and Mounting Brackets

SECTION II

TM 10-4320-344-24P-3

(1) ITEM NO	(2) SMR CODE	(3) CAGEC	(4) PART NUMBER	(5) DESCRIPTION AND USABLE ON CODES(UOC)	(6) QTY
				GROUP 10	ENGINE ASSEMBLY
				FIG. 154	ALTERNATOR ASSEMBLY AND MOUNTING BRACKETS
1	XBOZZ	62445	1111153	BOLT, MACHINE	1
2	XBOZZ	36719	121-5748	SHIM	6
3	XBOZZ	36719	336-3972	SPACER, SLEEVE	1
4	XBOZZ	36719	216-4969	NUT, PLAIN, PLATE	1
5	XBOZZ	62445	1111193	BOLT, MACHINE	2
6	XBOZZ	36719	224-1219	PLATE, CLAMPING	1
7	XBOZZ	36719	336-3948	WASHER, FLAT	1
8	XBOZZ	62445	112 2477	NUT, PLAIN, HEXAGON	1
9	PAOZF	62445	1171617	GENERATOR, ENGINE AC	1
10	XAFZZ	53867	0 192 052 005	REGULATOR, ENGINE GE TRANSISTOR	1
11	XBOZZ	62445	1102659	NUT, PLAIN, HEXAGON	1
12	XBOZZ	36719	336-2211	SPACER, SLEEVE	1
13	XBOZZ	36719	121-5749	SHIM	2
14	XBOZZ	36719	111-1378	SCREW, CAP, HEXAGON H	1
15	XBOZZ	36719	110-3735	SCREW, CAP, HEXAGON H	1
16	XBOZZ	36719	336-3990	SPACER, SLEEVE	1
17	XBOZZ	36719	336-0758	SPACER, SLEEVE	1
18	XBOZZ	36719	223-7668	BRACKET	1

END OF FIGURE

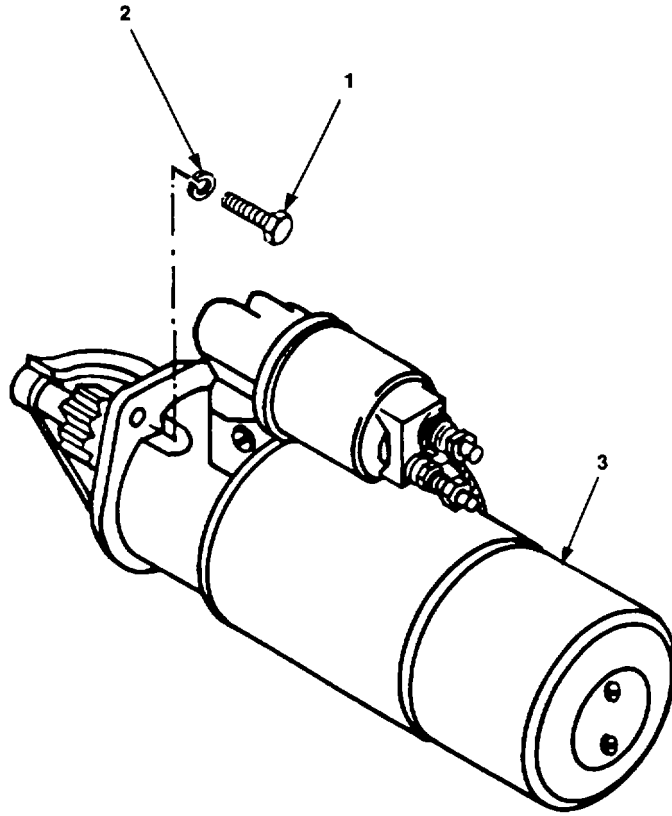


Figure 155. Starter Assembly

SECTION II

TM 10-4320-344-24P-3

(1)	(2)	(3)	(4)	(5)	(6)
ITEM	SMR	CAGEC	PART	DESCRIPTION AND USABLE ON CODES(UOC)	
NO	CODE	CAGEC	NUMBER		
	QTY				

GROUP 10 ENGINE ASSEMBLY

FIG. 155 STARTER ASSEMBLY

1	XBOZZ	36719	1112418	BOLT	3
2	XBQZZ	62445	1102800	WASHER, LOCK.....	3
3	PAOZF	53867	0 001 365 004	STARTER, ENGINE, ELEC	1

END OF FIGURE

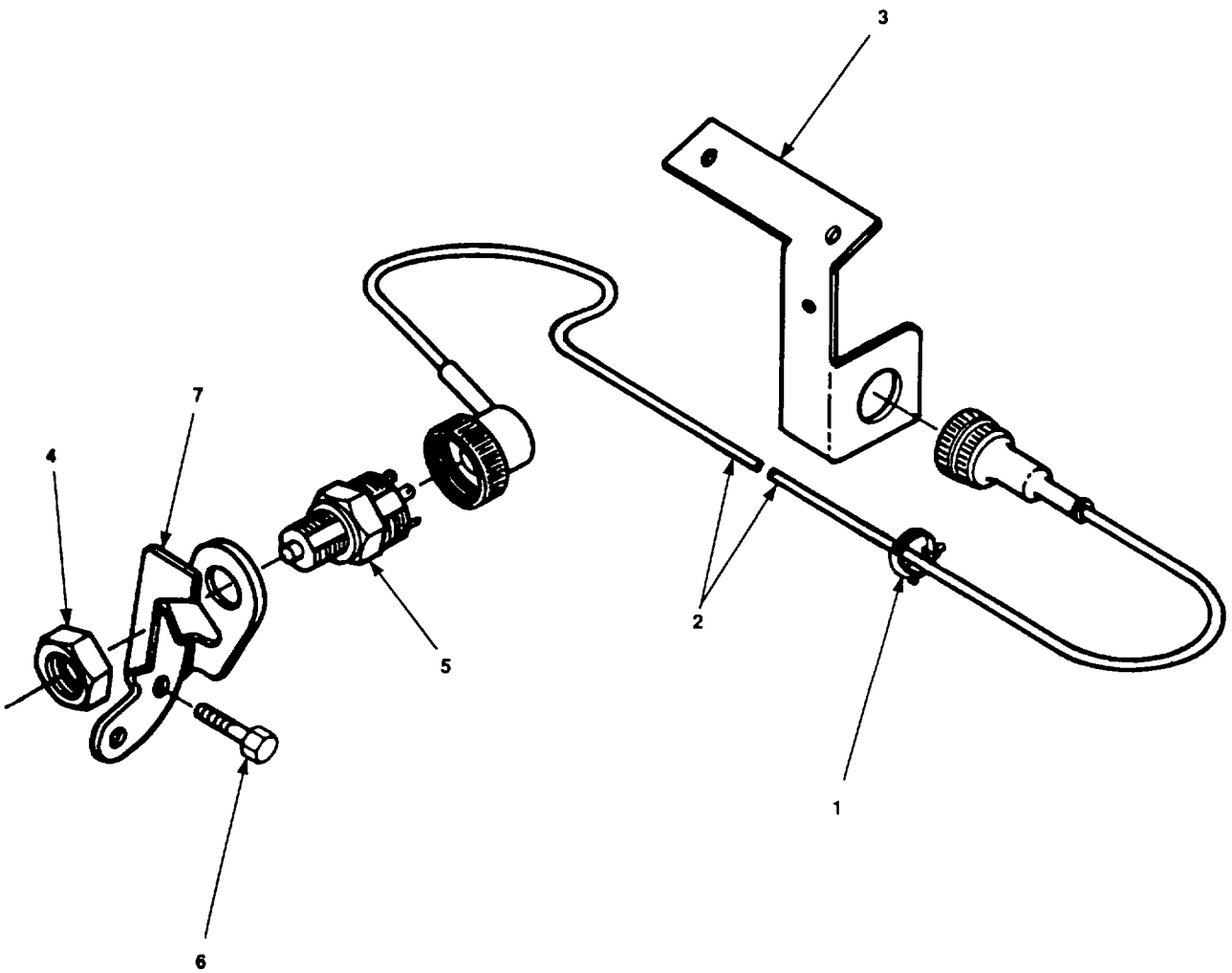


Figure 156. V-Belt Contact Switch and Mounting Bracket

SECTION II

TM 10-4320-344-24P-3

(1) ITEM NO	(2) SMR CODE	(3) CAGEC	(4) PART NUMBER	(5) DESCRIPTION AND USABLE ON CODES(UOC)	(6)
				GROUP 10	ENGINE ASSEMBLY
				FIG. 156	V-BELT CONTACT SWITCH AND MOUNTING RACKET
1	PAOZZ	36719	117-2979	CLAMP, LOOP	1
2	XBOZZ	36719	224-5024	SHAFT ASSEMBLY, FLEX STARTER	1
3	XBOZZ	36719	224-5062	BRACKET, RETAINER	1
4	XBOZZ	62445	110 1294	NUT, PLAIN, HEXAGON	1
5	PAOZZ	62445	224-7073	SWITCH, SENSITIVE STOP	1
6	XBOZZ	36719	117-1763	SCREW, CAP, HEXAGON H	2
7	XBOZZ	36719	224-4844	BRACKET, RETAINER	1

END OF FIGURE

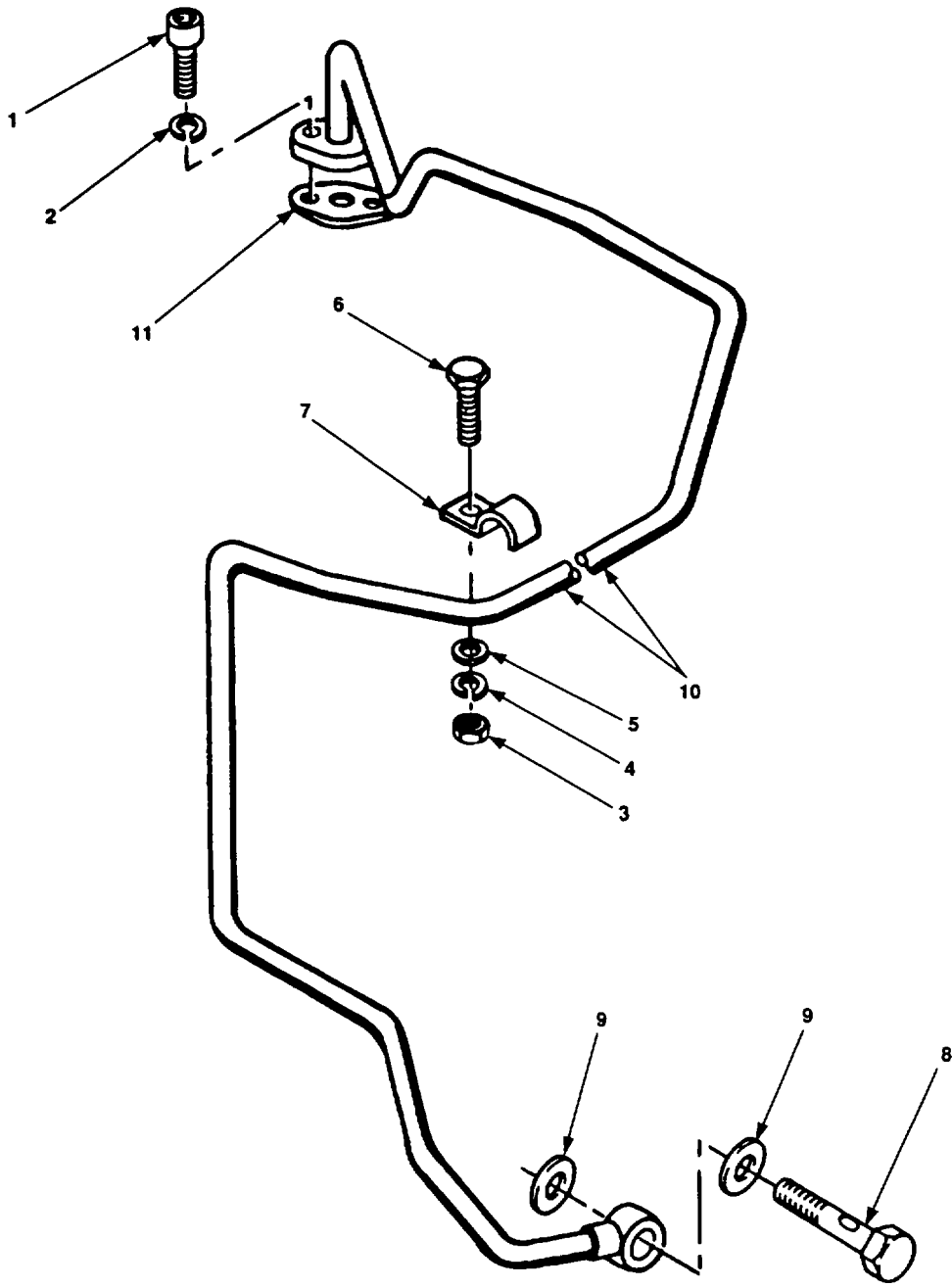


Figure 157. Pipe, Lube Oil

SECTION II

TM 10-4320-344-24P-3

(1) ITEM NO	(2) SMR CODE	(3) CAGEC	(4) PART NUMBER	(5) DESCRIPTION AND USABLE ON CODES(UOC)	(6)
				GROUP 10 ENGINE ASSEMBLY	
				FIG. 157 PIPE, LUBE OIL	
1	XBOZZ	36719	1110565	BOLT LUBE OIL PIPE	2
2	XBOZZ	62445	111-9611	WASHER, LOCK	2
3	XBOZZ	62445	111-2813	NUT, PLAIN, HEXAGON	2
4	XBOZZ	36719	1102797	WASHER, LOCK	2
5	XBOZZ	36719	121-5850	WASHER, FLAT	2
6	XBOZZ	36719	110-3316	SCREW, CAP, HEXAGON H	2
7	XBOZZ	36719	121-6697	STRAP, RETAINING	2
8	XBOZZ	62445	223-5715	BOLT, FLUID PASSAGE	1
10	XBOZZ	36719	223-2079	TUBE ASSEMBLY, METAL OIL FILTER TO	1
				TURBORCHARGER.....	
11	XBOZZ	36719	2134266	GASKET PART OF KIT P/N 2910045	1

END OF FIGURE

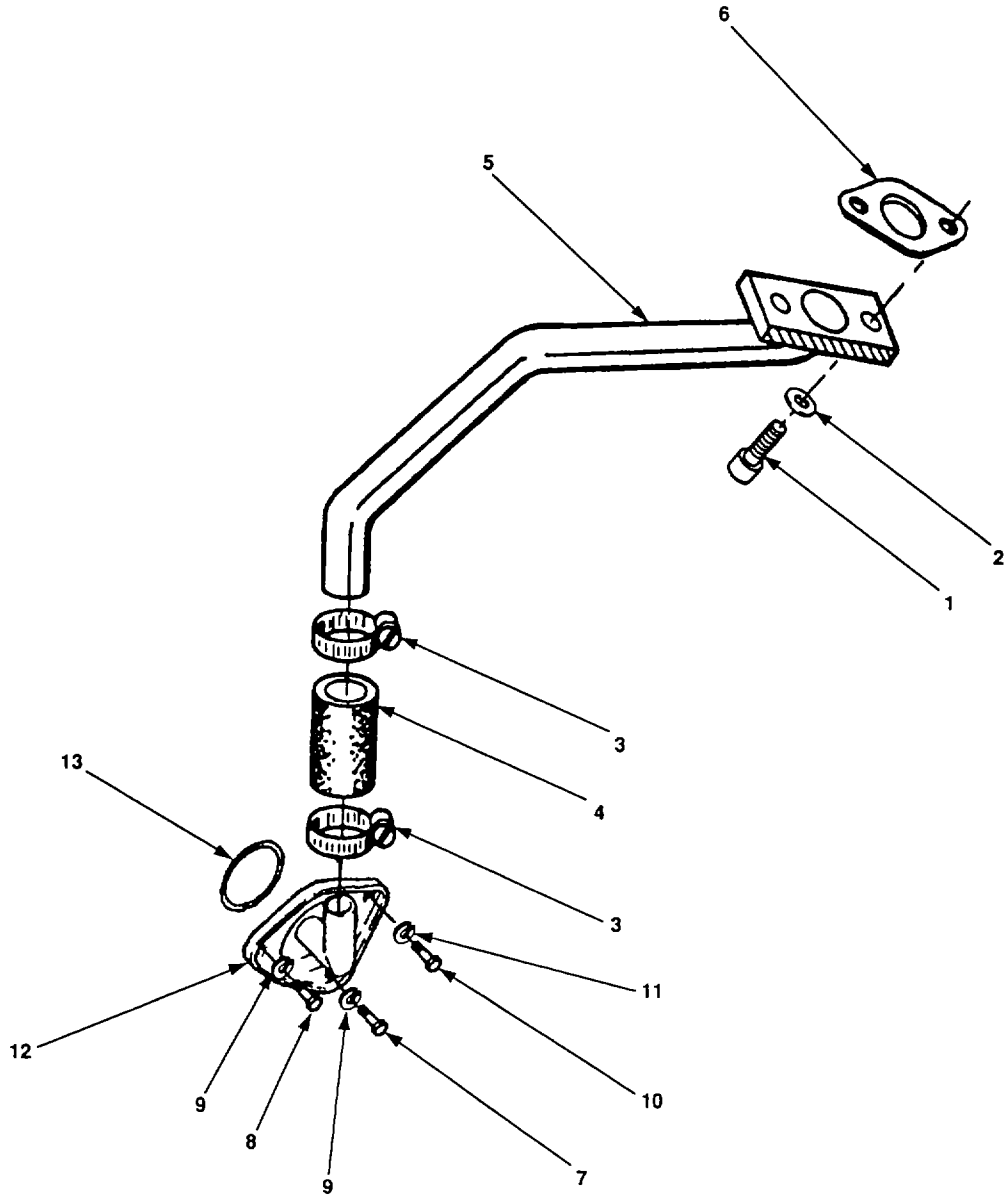


Figure 158. Pipe, Oil Return

SECTION II

TM 10-4320-344-24P-3

(1) ITEM NO	(2) SMR CODE	(3) CAGEC	(4) PART NUMBER	(5) DESCRIPTION AND USABLE ON CODES(UOC)	(6)
				GROUP 10	ENGINE ASSEMBLY
				FIG. 158	PIPE, OIL RETURN
1	XBOZZ	62445	1110577	SCREW.....	2
2	XBOZZ	36719	110-7548	WASHER, FLAT	2
3	PAOZZ	36719	117-3409	CLAMP, HOSE	2
4	XBOZZ	62445	117-5628	HOSE, PREFORMED.....	1
5	XBOZZ	36719	223-3210	TUBE ASSEMBLY, METAL OIL RETURN,	1
				TURBOCHARGER TO FRONT COVER.....	
6	XBOZZ	36719	2134209	GASKET.....	1
7	XBOZZ	62445	112 2399	SCREW, CAP, HEXAGON H	1
8	XBOZZ	62445	1112295	BOLT, MACHINE	1
9	XBOZZ	36719	1102799	WASHER, LOCK	2
10	XBOZZ	62445	111 1336	SCREW, CAP, HEXAGON H	1
11	XBOZZ	62445	1102800	WASHER, LOCK	1
12	XBOZZ	36719	223-3056	COVERENT VENT CRANK	1
13	PAOZZ	62445	1166111	PACKING, PREFORMED	1

END OF FIGURE

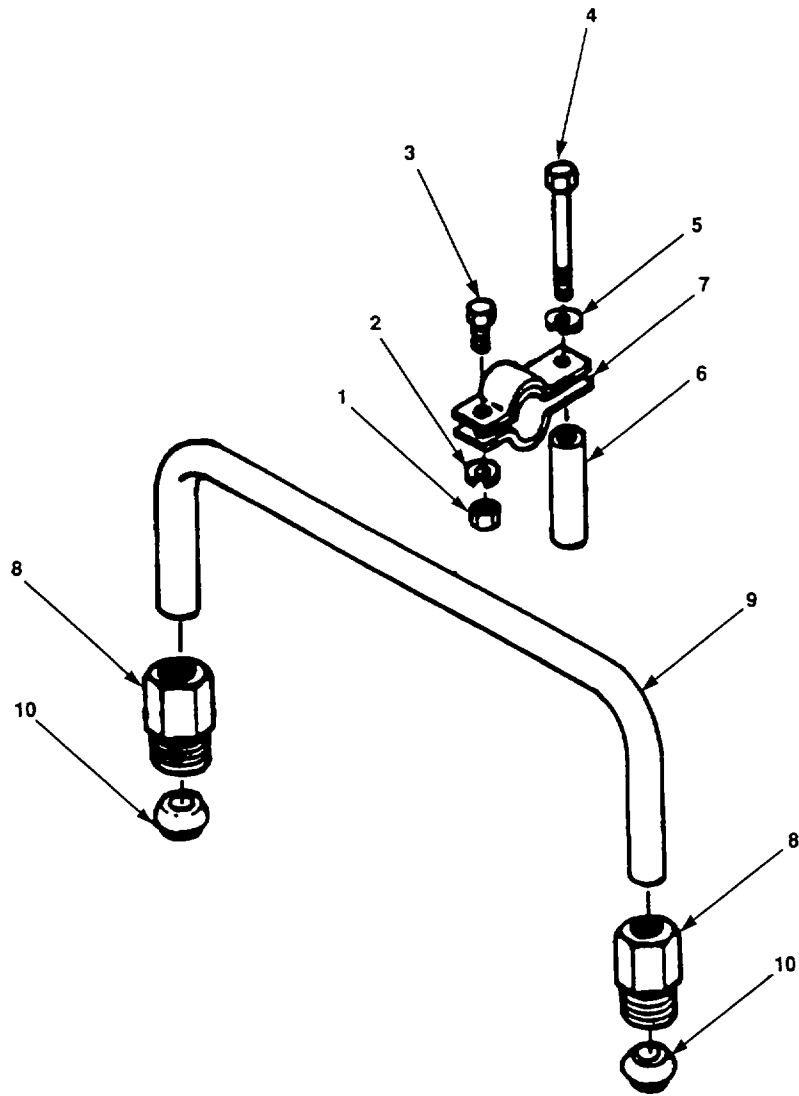


Figure 159. Bypass Line

SECTION II

TM 10-4320-344-24P-3

(1) ITEM NO	(2) SMR CODE	(3) CAGEC	(4) PART NUMBER	(5) DESCRIPTION AND USABLE ON CODES(UOC) GROUP 10 ENGINE ASSEMBLY FIG. 159 BYPASS LINE	(6) QTY
1	XBOZZ	62445	111-2813	NUT,PLAIN,HEXAGON 7/16-14 X 5.01 IN LG.....	
2	XBOZZ	36719	1102797	WASHER,LOCK.....	1
3	XBOZZ	62445	111-2240	BOLT,MACHINE.....	1
4	XBOZZ	62445	1111193	BOLT,MACHINE.....	1
5	PAOZZ	36719	1102799	WASHER,LOCK.....	1
6	XBOZZ	36719	213-1191	SPACER,SLEEVE.....	1
7	PAOZZ	36719	213-5724	CLAMP,LOOP ONE HALF.....	2
8	XBOZZ	62445	2232281	LOCKNUT,TUBE FITTIN.....	2
9	XBOZZ	36719	210-1887	PIPE,BENT,METALLIC.....	1
10	XBOZZ	62445	1216511	SLEEVE,COMPRESSION.....	2

END OF FIGURE

159-1

1
2 THRU 5

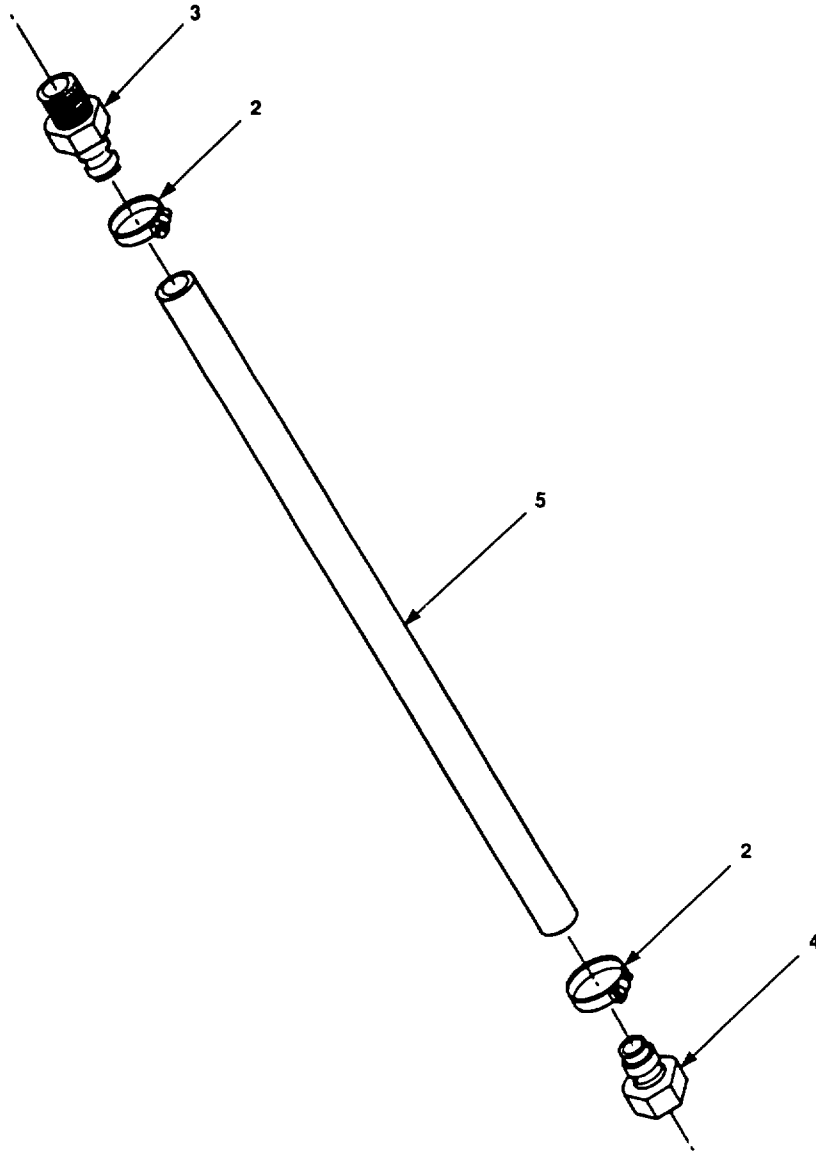


Figure 160. Hose Assembly, Oil Pressure

SECTION II

TM 10-4320-344-24P-3

(1) ITEM NO	(2) SMR CODE	(3) CAGEC	(4) PART NUMBER	(5) DESCRIPTION AND USABLE ON CODES(UOC) GROUP 10 ENGINE ASSEMBLY FIG. 160 HOSE ASSEMBLY, OIL PRESSURE	(6) QTY
1	XBOZZ	05748	76774SA	HOSE,ASSEMBLY OIL FILTER TO OIL.....	1
				PRESSURE GAGE	
2	XBOZZ	05748	31056	CLAMP,HOSE	2
3	XBOZZ	05748	30863	ADAPTER,STRAIGHT, TU	1
4	XBOZZ	05748	76792	ADAPTER,STRAIGHT, PI 1/8 IN NPT X.....	1
				HOSE BARB	
5	MOOZZ	19099	13444AR	HOSE,RUBBER MAKE FROM BULK P/N	1
				MIL-H-13444 (81349), CUT TO LENGTH.....	

END OF FIGURE

160-1

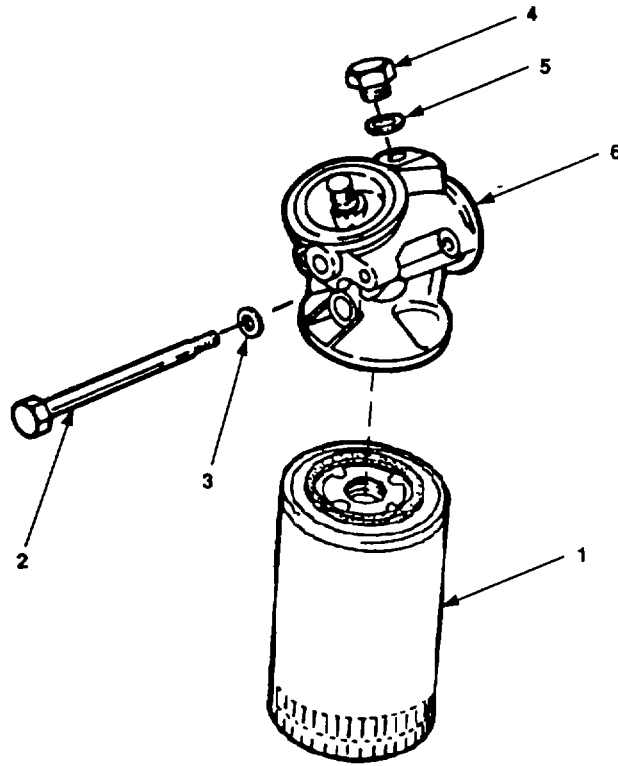


Figure 161. Oil Filter and Support

SECTION II

TM 10-4320-344-24P-3

(1) ITEM NO	(2) SMR CODE	(3) CAGEC	(4) PART NUMBER	(5) DESCRIPTION AND USABLE ON CODES(UOC)	(6) QTY
GROUP 10 ENGINE ASSEMBLY					
FIG. 161 OIL FILTER AND SUPPORT					
1	PAOZZ	36719	117-4420	FILTER ELEMENT,FLUI PUMP.....	1
2	XBOZZ	62445	111 1385	BOLT,MACHINE.....	2
3	XBOZZ	62445	110-7105	WASHER,FLAT.....	2
4	XBOZZ	62445	1100940	PLUG,MACHINE THREAD.....	1
5	XBOZZ	36719	1118688	GASKET PART OF KIT P/N 2910045.....	1
6	XBOZZ	36719	223-4458	SUPPORT.....	1

END OF FIGURE

161-1

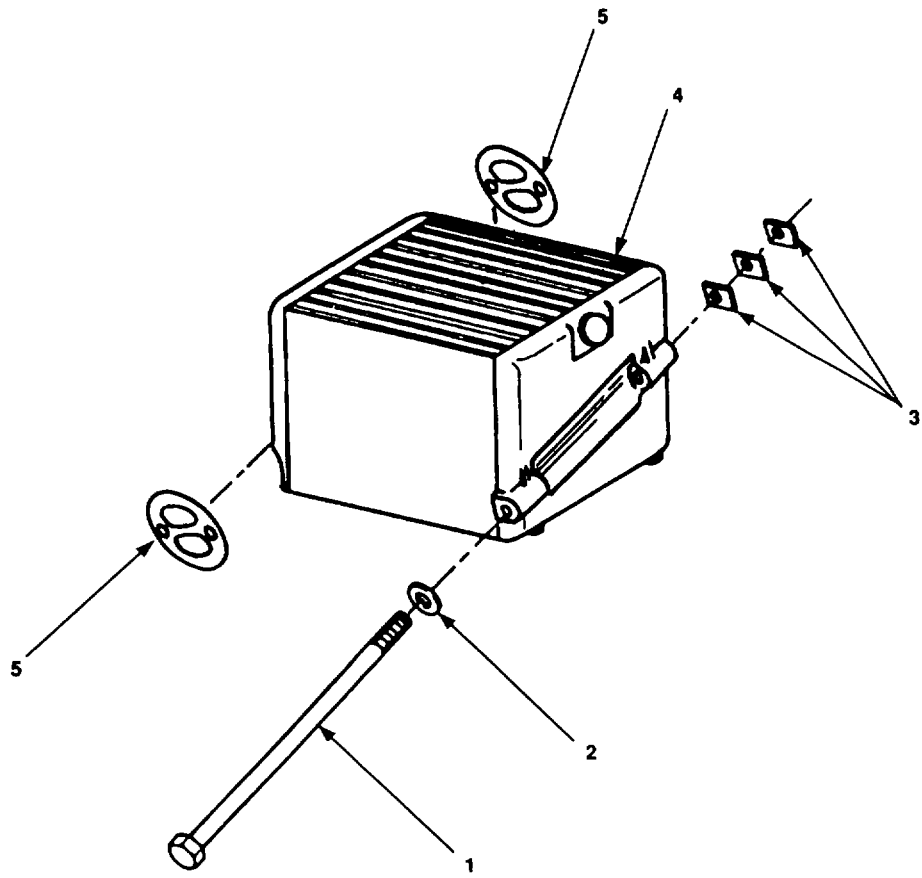


Figure 162. Oil Cooler

SECTION II

TM 10-4320-344-24P-3

(1) ITEM NO	(2) SMR CODE	(3) CAGEC	(4) PART NUMBER	(5) DESCRIPTION AND USABLE ON CODES(UOC)	(6) QTY
GROUP 10 ENGINE ASSEMBLY					
FIG. 162 OIL COOLER					
1	XBOZZ	36719	111-1395	SCREW,CAP,HEXAGON H	1
2	XBOZZ	62445	110-7105	WASHER,FLAT	1
3	XBOZZ	36719	213-9389	SHIM	V
3	XBOZZ	36719	213-9390	SHIM	V
3	XBOZZ	36719	213-9460	SHIM	V
4	XBOOO	36719	223-0422	COOLER,LUBRICATING.....	1
5	XBOZZ	35671	94154482	GASKET PART OF KIT P/N 2910045.....	2

END OF FIGURE

162-1

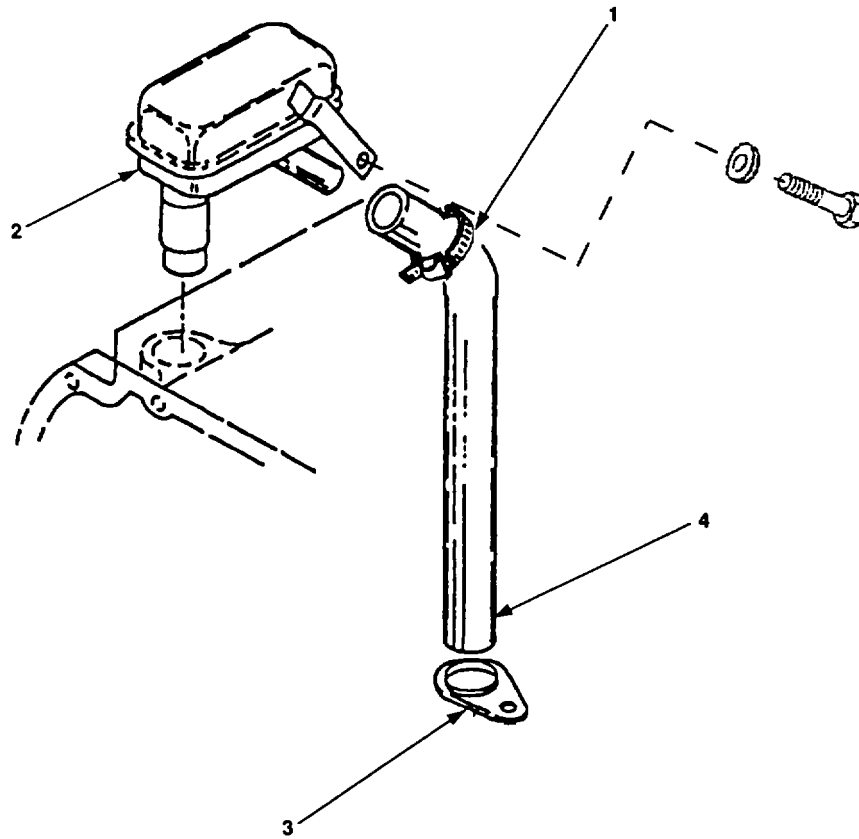


Figure 163. Air Intake Tube Assembly

SECTION II

TM 10-4320-344-24P-3

(1) ITEM NO	(2) SMR CODE	(3) CAGEC	(4) PART NUMBER	(5) DESCRIPTION AND USABLE ON CODES(UOC) GROUP 10 ENGINE ASSEMBLY FIG. 163 AIR INTAKE TUBE ASSEMBLY	(6) QTY
1	XBOZZ	35871	HAS12	CLAMP,HOSE	2
2	XBOZZ	36719	223-8156	BREATHER.....	1
3	XBOZZ	36719	2138266	CONNECTOR	1
4	XBOZZ	36719	1400708	TUBE,BREATHER	1

END OF FIGURE

163-1

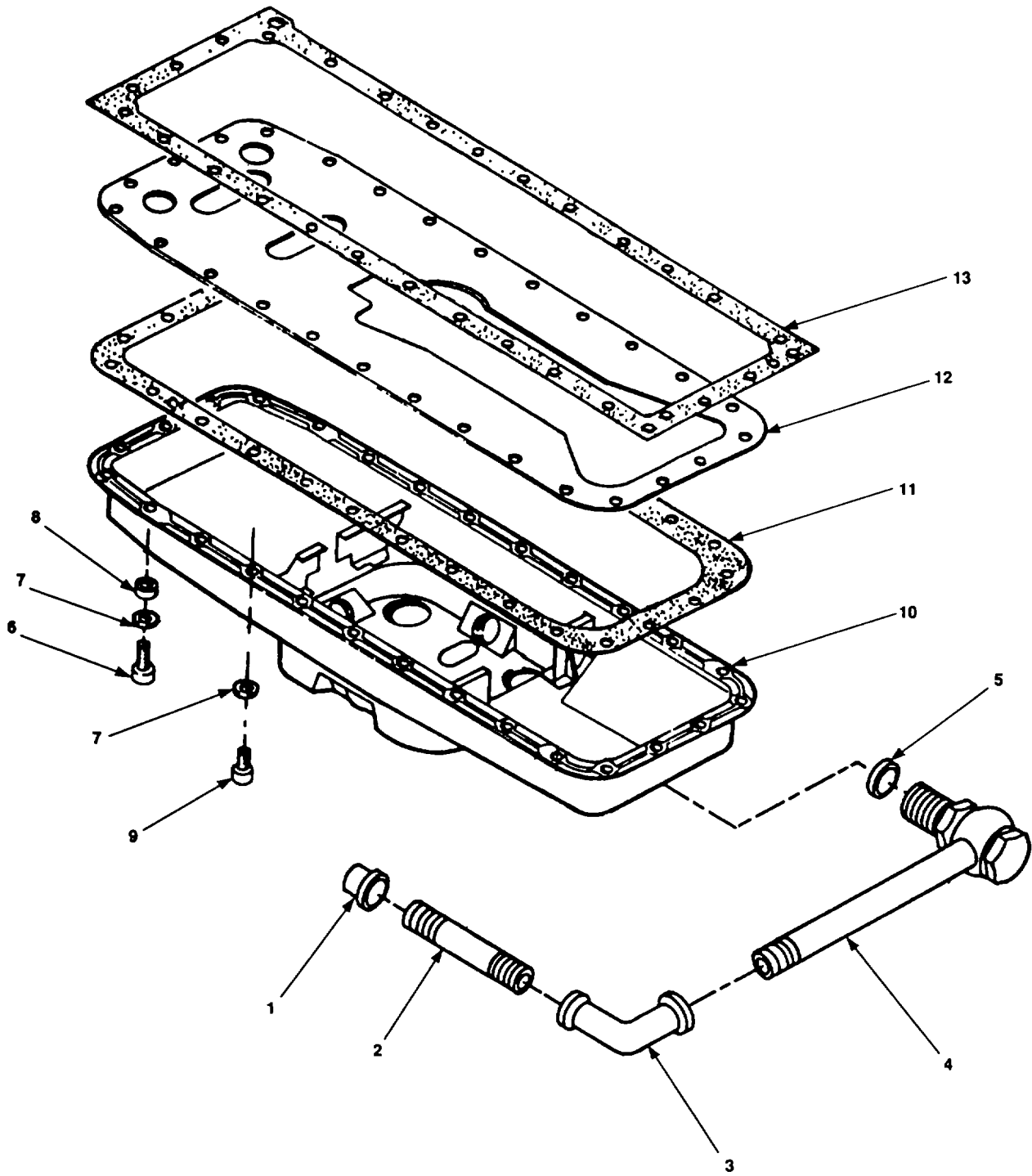


Figure 164. Oil Pan and Drain Weldment

SECTION II

TM 10-4320-344-24P-3

(1) ITEM NO	(2) SMR CODE	(3) CAGEC	(4) PART NUMBER	(5) DESCRIPTION AND USABLE ON CODES(UOC) GROUP 10 ENGINE ASSEMBLY FIG. 164 OIL PAN AND DRAIN WELDMENT	(6) QTY
1	XBOZZ	05748	76932	CAP,PIPE	1
2	XBOZZ	05748	26953	NIPPLE,PIPE	1
3	XBOZZ	05748	5817	ELBOW,PIPE 90 DEGREE	1
4	XBOZZ	05748	76093SA	PIPE ASSEMBLY,OIL	1
5	XBOZZ	62445	111 8783	RING,SEALING	1
6	XBFZZ	62445	1110577	SCREW	1
7	XBFZZ	36719	110-7548	WASHER,FLAT	27
8	XBFZZ	62445	1216151	BUSHING,SLEEVE	1
9	XBFZZ	62445	1102193	SCREW	26
10	XBFFF	62445	223-3228	OIL PAN	1
11	PAFZZ	62445	2136720	GASKET OIL PAN.....	1
12	XBFZZ	62445	2230761	BOTTOM PLATE,OIL INTERMEDIATE	1
13	PAFZZ	62445	3362581	GASKET OIL PLATE	1

END OF FIGURE

164-1

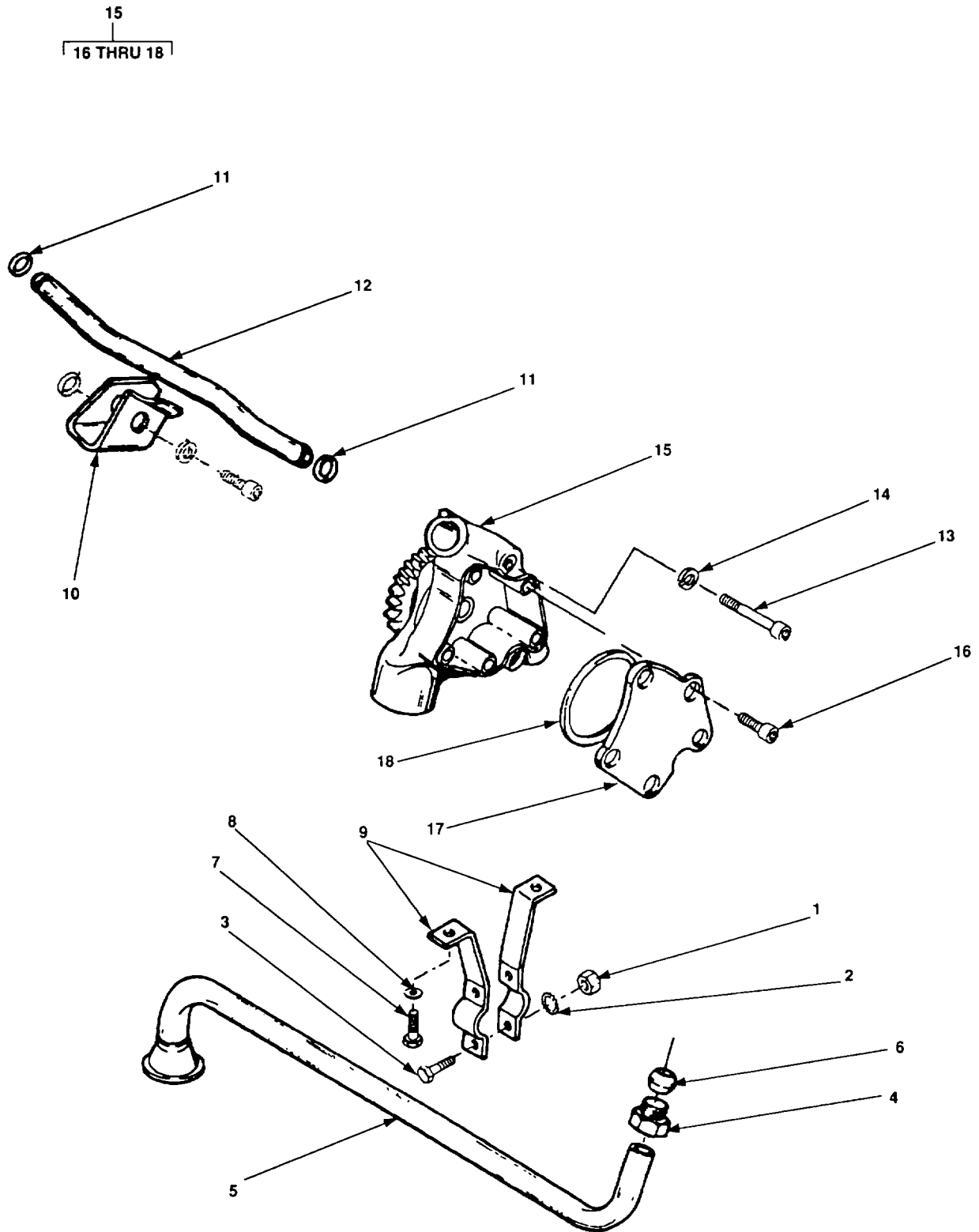


Figure 165. Oil Pump Assembly and Pipes

SECTION II

TM 10-4320-344-24P-3

(1) ITEM NO	(2) SMR CODE	(3) CAGEC	(4) PART NUMBER	(5) DESCRIPTION AND USABLE ON CODES(UOC) GROUP 10 ENGINE ASSEMBLY FIG. 165 OIL PUMP ASSEMBLY AND PIPES	(6) QTY
1	PAFZZ	62445	111-2813	NUT,PLAIN,HEXAGON	2
2	XBFZZ	62445	111 7861	WASHER,LOCK.....	2
3	XBFZZ	36719	110-3316	SCREW,CAP,HEXAGON H.....	2
4	XBFZZ	36719	1213241	NUT.....	1
5	XBFZZ	36719	223-8209	PIPE,SUCTION	1
6	XBFZZ	36719	1213240	SLEEVE,FLARED,TUBE	1
7	XBFZZ	62445	1112299	BOLT,MACHINE.....	2
8	XBFZZ	36719	1102799	WASHER,LOCK.....	2
9	XBFZZ	36719	213-6648	CLIP,PIPEONE HALF.....	2
10	XBFZZ	36719	213-8201	SPRING,YOKE.....	1
11	XBFZZ	62445	1174605	GASKET PART OF KIT P/N 2910045.....	2
12	XBFZZ	36719	223-9983	PIPE,HYDRAULIC.....	1
13	XBFZZ	62445	1110606	SCREW,CAP,SOCKET HE	2
14	XBFZZ	62445	1169689	WASHER,LOCK.....	2
15	XBFZF	36719	223-7923	OIL PUMP ASSEMBLY,E	1
16	XBFZZ	36719	223-7346	SCREW,CAP,SOCKET HE	5
17	XBFZZ	36719	223-7234	COVER	1
18	PAFZZ	36719	213-7612	PACKING,PREFORMED.....	1

END OF FIGURE

165-1

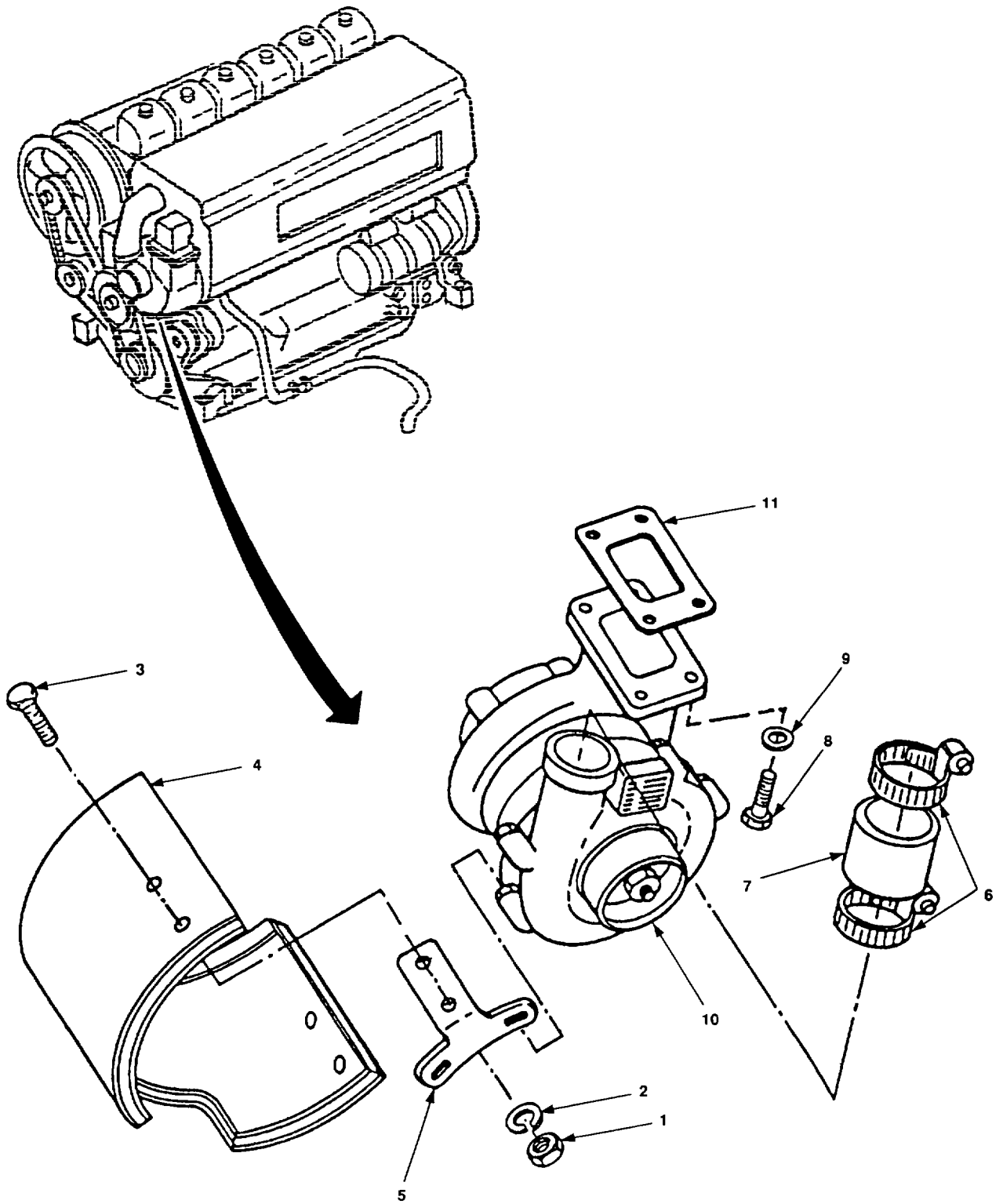


Figure 166. Turbocharger and Air Shield

SECTION II

TM 10-4320-344-24P-3

(1) ITEM NO	(2) SMR CODE	(3) CAGEC	(4) PART NUMBER	(5) DESCRIPTION AND USABLE ON CODES(UOC) GROUP 10 ENGINE ASSEMBLY	(6) QTY
FIG. 166 TURBOCHARGER AND AIR SHIELD					
1	XBOZZ	62445	111-2813	NUT,PLAIN,HEXAGON	4
2	XBOZZ	36719	1102797	WASHER,LOCK.....	4
3	XBOZZ	36719	110-3316	SCREW,CAP,HEXAGON H.....	4
4	XBOZZ	62445	4151774	SHIELD,AIR	1
5	XBOZZ	36719	223-2033	BRACKET	2
6	XBOZZ	62445	117-3941	CLAMP,HOSE	2
7	XBOZZ	62445	117-5634	HOSE,PREFORMED.....	1
8	PAOZZ	36719	347-0246	SCREW,CAP,HEXAGON H.....	4
9	XBOZZ	36719	110-7550	WASHER,FLAT.....	4
10	PAFLF	36719	223-2450	TURBOSUPERCHARGER,N.....	1
11	XBOZZ	36719	2137909	GASKET PART OF KIT P/N 2910045.....	1

END OF FIGURE

166-1

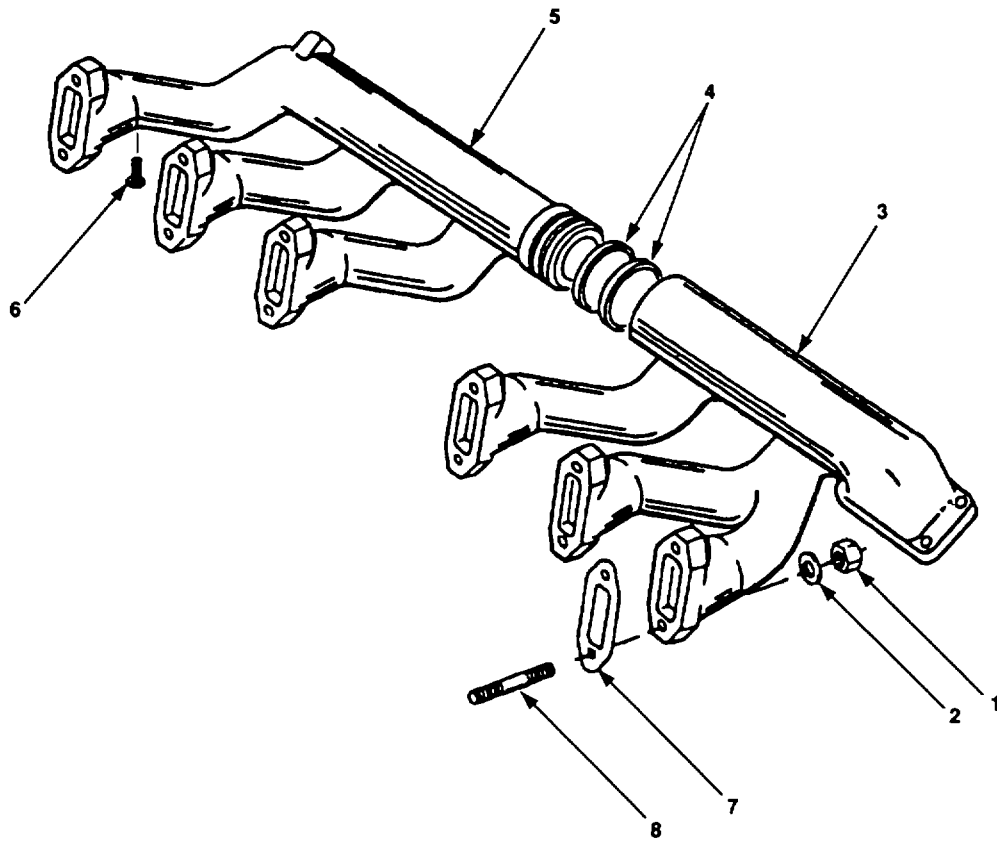


Figure 167. Exhaust Manifold

SECTION II

TM 10-4320-344-24P-3

(1) ITEM NO	(2) SMR CODE	(3) CAGEC	(4) PART NUMBER	(5) DESCRIPTION AND USABLE ON CODES(UOC) GROUP 10 ENGINE ASSEMBLY FIG. 167 EXHAUST MANIFOLD	(6) QTY
1	XBOZZ	36719	241-1054	NUT,PLAIN,HEXAGON	12
2	XBOZZ	36719	1107101	WASHER,FLAT	12
3	XBOZZ	36719	213-4045	MANIFOLD,EXHAUST	1
4	XBOZZ	36719	116-2449	RING,MANIFOLD	2
5	XBOZZ	36719	223-8548	MANIFOLD,EXHAUST	1
6	XBOZZ	36719	112-5788	PLUG,MACHINE THREAD	1
7	XBOZZ	36719	3371689	GASKET PART OF KIT P/N 2910279.....	6
8	XBOZZ	62445	113 1092	STUD,PLAIN	12

END OF FIGURE

167-1

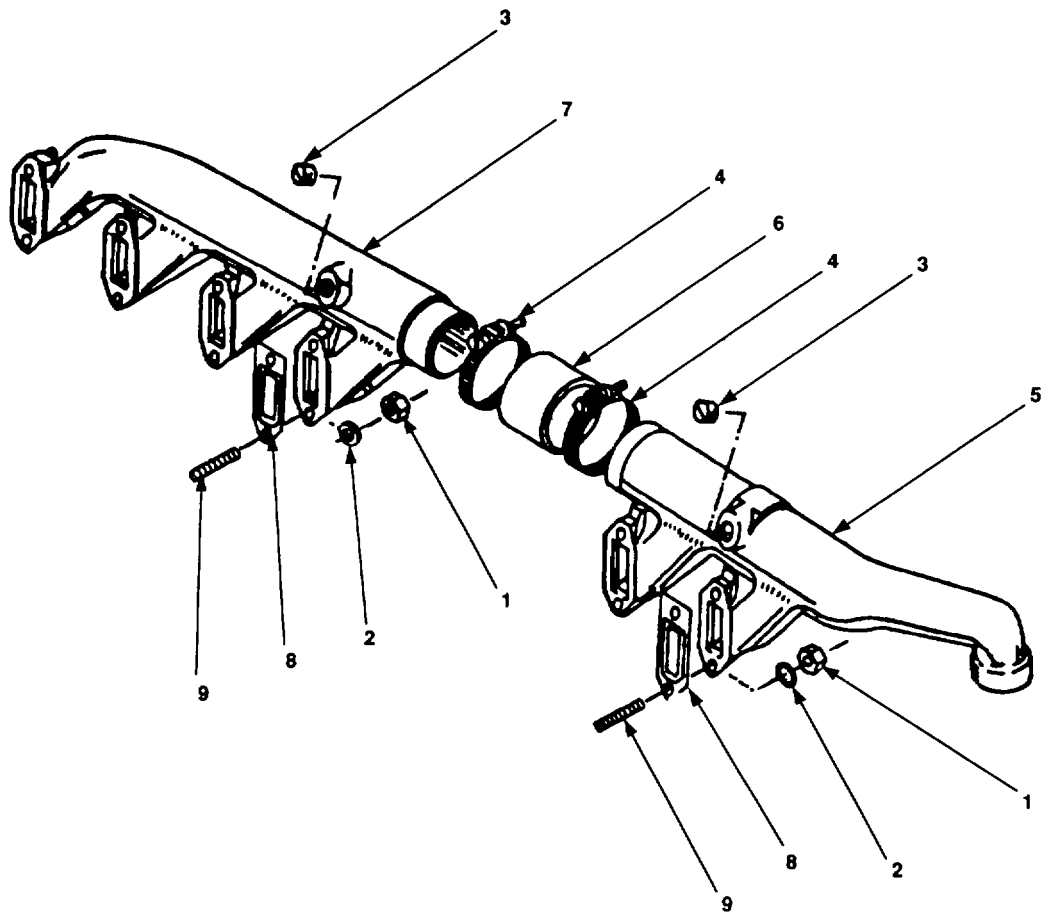


Figure 168. Intake Manifold

SECTION II

TM 10-4320-344-24P-3

(1) ITEM NO	(2) SMR CODE	(3) CAGEC	(4) PART NUMBER	(5) DESCRIPTION AND USABLE ON CODES(UOC) GROUP 10 ENGINE ASSEMBLY FIG. 168 INTAKE MANIFOLD	(6) QTY
1	XBOZZ	36719	241-1054	NUT,PLAIN,HEXAGON	12
2	XBOZZ	36719	1107101	WASHER,FLAT.....	12
3	XBOZZ	36719	116-5789	PLUG,MACHINE THREAD	2
4	XBOZZ	62445	117-3940	CLAMP,HOSE	2
5	XBOZZ	36719	213-4064	MANIFOLD,INTAKE	1
6	XBOZZ	62445	117-5640	SLEEVE,SEAL,COUPLER	1
7	XBOZZ	36719	2134712	MANIFOLD,INTAKE	1
8	XBOZZ	36719	223 0704	GASKET PART OF KIT P/N 2910279.....	6
9	XBOZZ	62445	113 1092	STUD,PLAIN	12

END OF FIGURE

168-1

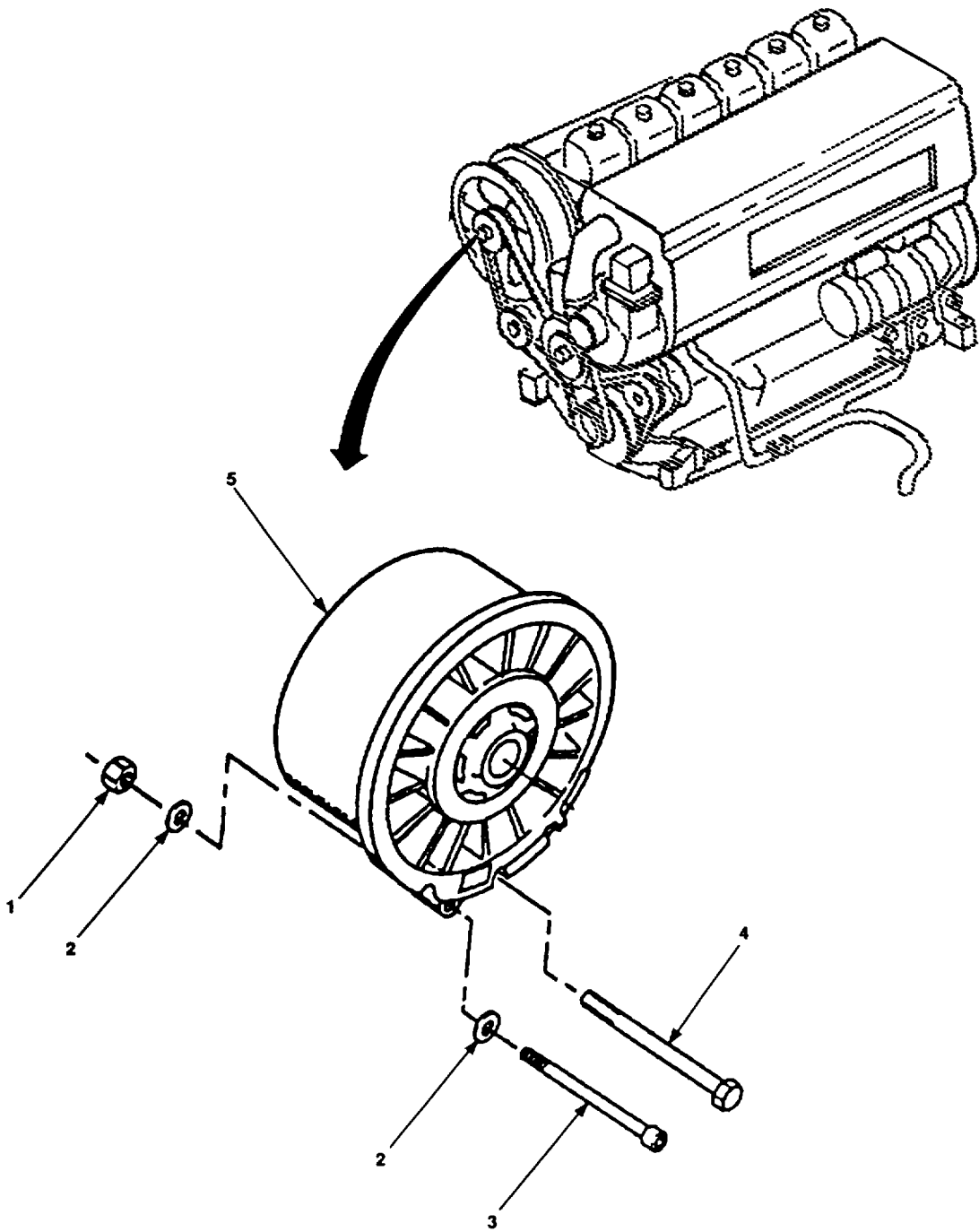


Figure 169. Cooling Air Blower

SECTION II

TM 10-4320-344-24P-3

(1) ITEM NO	(2) SMR CODE	(3) CAGEC	(4) PART NUMBER	(5) DESCRIPTION AND USABLE ON CODES(UOC) GROUP 10 ENGINE ASSEMBLY FIG. 169 COOLING AIR BLOWER	(6) QTY
1	XBOZZ	62445	112 2477	NUT,PLAIN,HEXAGON	1
2	XBOZZ	36719	110-7548	WASHER,FLAT.....	2
3	XBOZZ	36719	111-0641	SCREW,CAP,SOCKET HE	1
4	XBOZZ	36719	111-1221	SCREW,CAP,HEXAGON H.....	3
5	XBOFF	62445	223 5461	BLOWER,COOLING	1

END OF FIGURE

169-1

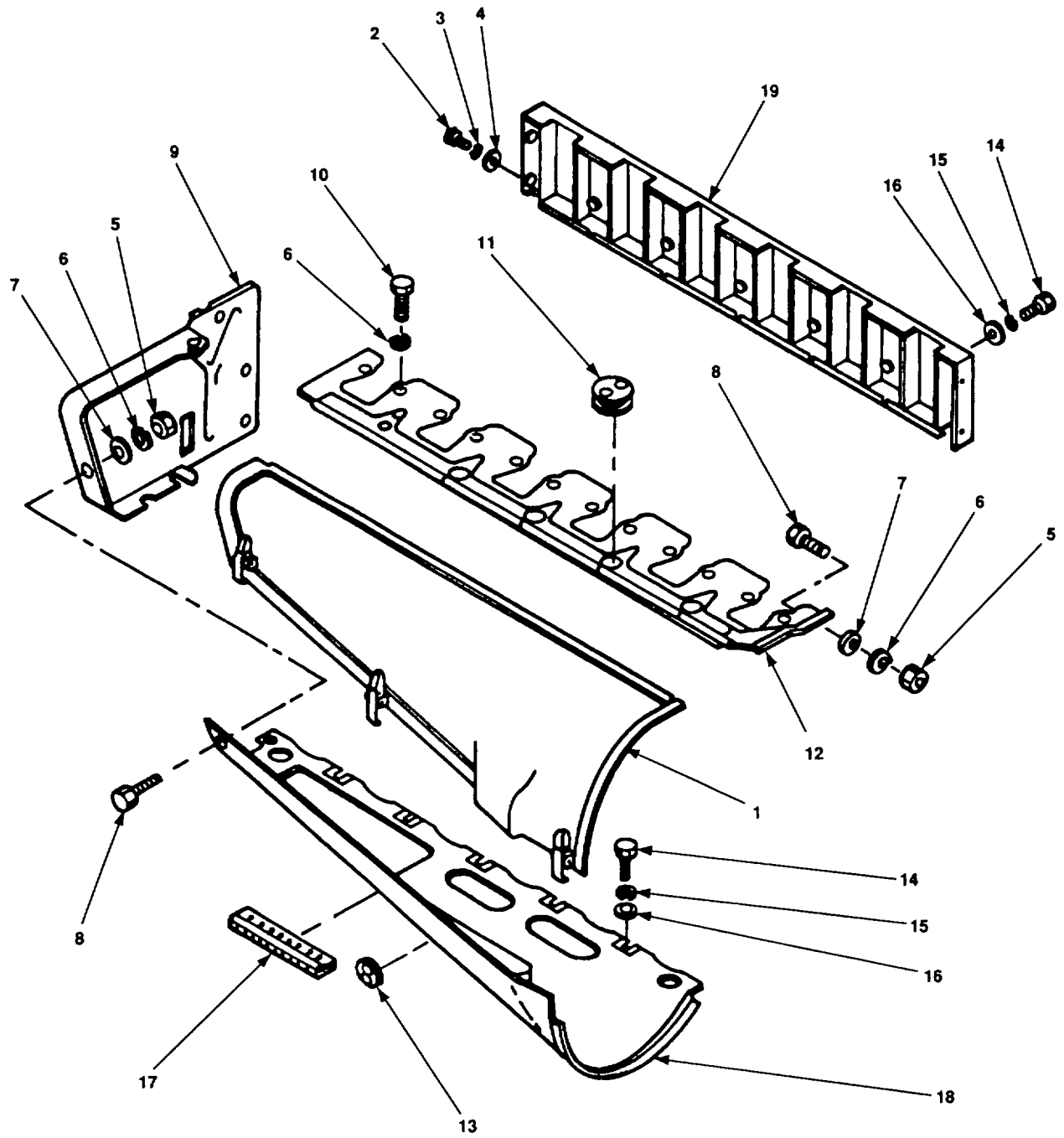


Figure 170. Cooling Air Cowling Assembly

SECTION II

TM 10-4320-344-24P-3

(1) ITEM NO	(2) SMR CODE	(3) CAGEC	(4) PART NUMBER	(5) DESCRIPTION AND USABLE ON CODES(UOC) GROUP 10 ENGINE ASSEMBLY FIG. 170 COOLING AIR COWLING ASSEMBLY	(6) QTY
	XCOZZ	36719	0150-40-500 6560	COWLING ASSEMBLY AIR	1
1	XBOZZ	36719	213-4099	TOP,REMOVABLE REMOVABLE TOP	1
2	XBFZZ	36719	1112232	BOLT,MACHINE.....	4
3	XBFZZ	36719	1102797	WASHER,LOCK.....	4
4	XBOZZ	36719	121-5850	WASHER,FLAT.....	4
5	XBFZZ	62445	111-2813	NUT,PLAIN,HEXAGON	2
6	XBFZZ	36719	11002797	WASHER,LOCK.....	14
7	XBFZZ	36719	110-7095	WASHER,FLAT.....	2
8	XBOZZ	62445	111-2240	BOLT,MACHINE.....	2
9	XBOZZ	36719	117-0294	PLATED END.....	1
10	XBOZZ	36719	110-3316	SCREW,CAP,HEXAGON H.....	12
11	XBOZZ	62445	3361809	GROMMET,NONMETALLIC BAFFLE	4
				MOUNTING PLATE PART OF KIT P/N 2910045	
12	XBOZZ	62445	415 1599	RAIL,GUIDE	1
13	XBOZZ	62445	1160592	GROMMET,NONMETALLIC PART OF KIT	1
				P/N 2910045.....	
14	XBOZZ	36719	111-2307	SCREW,CAP,HEXAGON H.....	6
15	XBOZZ	36719	1102799	WASHER,LOCK.....	11
16	XBOZZ	36719	110-7101	WASHER,FLAT.....	11
17	PAOZZ	62445	2101802	SEAL,RUBBER SPECIAL.....	1
18	XBOZZ	36719	213-9448	DUCT,AIR COWLING BASE	1
19	XBOZZ	36719	223-1944	SHIELD,AIR COWLING ASSY	1

END OF FIGURE

170-1

1
2 THRU 17

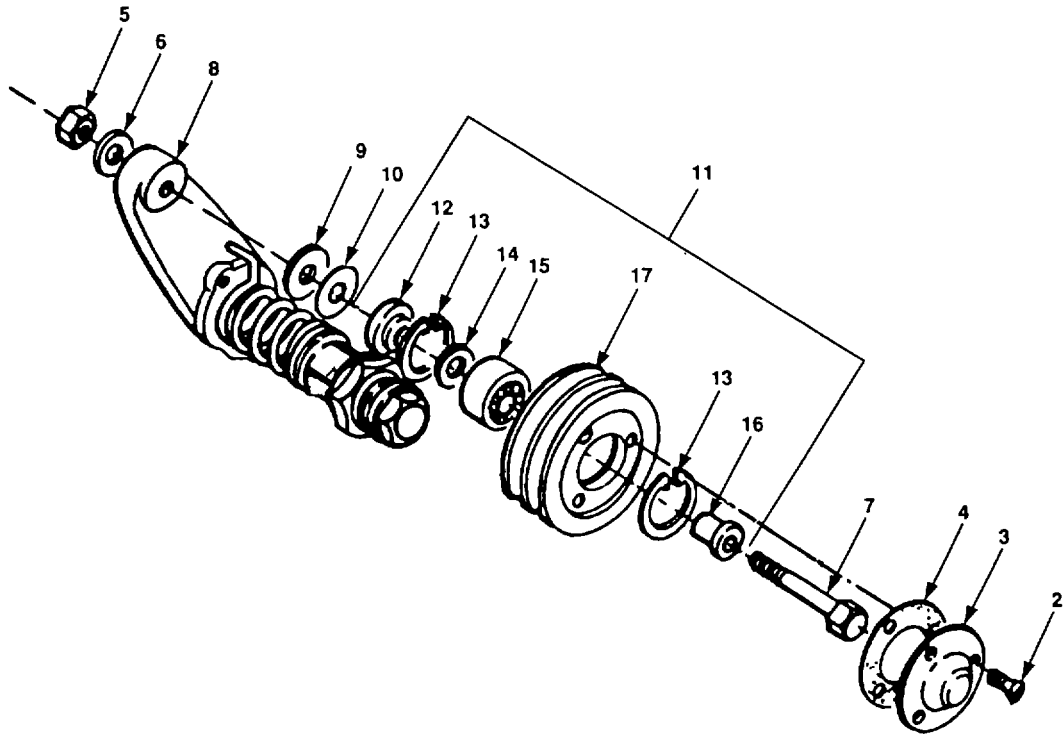


Figure 171. V-Belt Tensioner

SECTION II

TM 10-4320-344-24P-3 C01

(1) ITEM NO	(2) SMR CODE	(3) CAGEC	(4) PART NUMBER	(5) DESCRIPTION AND USABLE ON CODES(UOC)	(6) QTY
GROUP 10 ENGINE ASSEMBLY					
FIG. 171 V-BELT TENSIONER					
	XBFZZ	62445	415-0697	..ADJUSTING DEVICE, BE ASSEMBLY	1
1	XBFZZ	36719	223-8076	..IDLER COVER AND LEVER ASSEMBLY	1
2	XBFZZ	62445	1132314	...SCREW, MACHINE	3
3	XBFZZ	36719	223-7847	...COVER	1
4	PAFZZ	62445	2136434	...GASKET	1
5	XAFZZ	62445	1102659	...NUT, PLAIN, HEXAGON	1
6	XAFZZ	62445	110-7105	...WASHER, FLAT	1
7	XBFZZ	36719	111-1319	...SCREW, CAP, HEXAGON H.....	1
8	XDFZZ	36719	223-8064	...LEVER, PULLEY	1
9	XBFZZ	36719	121-6123	...WASHER, FLAT	1
10	XBFZZ	36719	121-6095	...WASHER, FLAT	1
11	XBFZZ	36719	223-7959	...PULLEY, GROOVE V-BELT	1
12	XAFZZ	36719	223-7848	...RING, RETAINING	1
13	XAFZZ	36719	110-7818	...RING, RETAINING	2
14	XAFZZ	36719	223-7850	...WASHER, FLAT	1
15	PAFZZ	36719	117-1646	...BEARING, BALL, THRUST	1
16	XAFZZ	36719	223-7849	...BEARING, SLEEVE	1
17	XAFZZ	36719	223-7846	...PULLEY, V-BELT PULLEY ASSEMBLY	1

END OF FIGURE

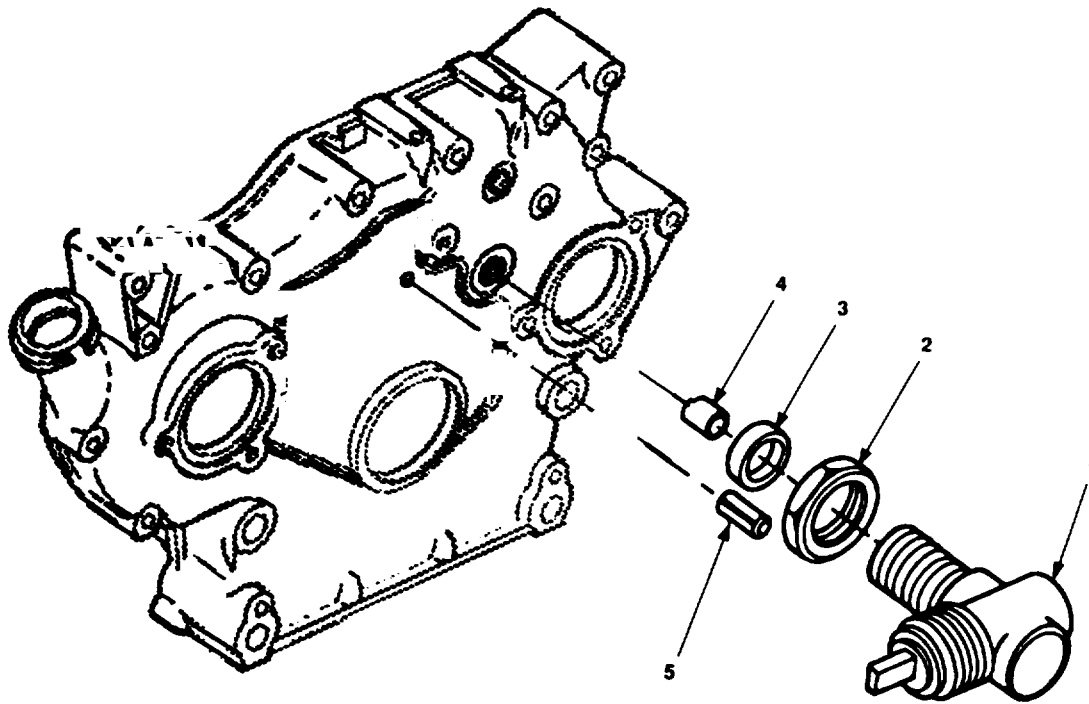


Figure 172. Angle Drive

SECTION II

TM 10-4320-344-24P-3

(1) ITEM NO	(2) SMR CODE	(3) CAGEC	(4) PART NUMBER	(5) DESCRIPTION AND USABLE ON CODES(UOC)	(6) QTY
-------------------	--------------------	--------------	-----------------------	---	------------

GROUP 10 ENGINE ASSEMBLY

FIG. 172 ANGLE DRIVE

1	XBOZZ	36719	117-4540	DRIVE UNIT, ANGLE	1
2	XBOZZ	36719	224-7094	NUT,PLAIN,HEXAGON	1
3	XBOZZ	36719	216-7770	SPACER,RING	1
4	XBOZZ	36719	224-5518	ADAPTER,SPEEDOMETER CAMSHAFT DRIVE	1
5	XBOZZ	36719	111-5451	PIN,STRAIGHT,HEADLE	1

END OF FIGURE

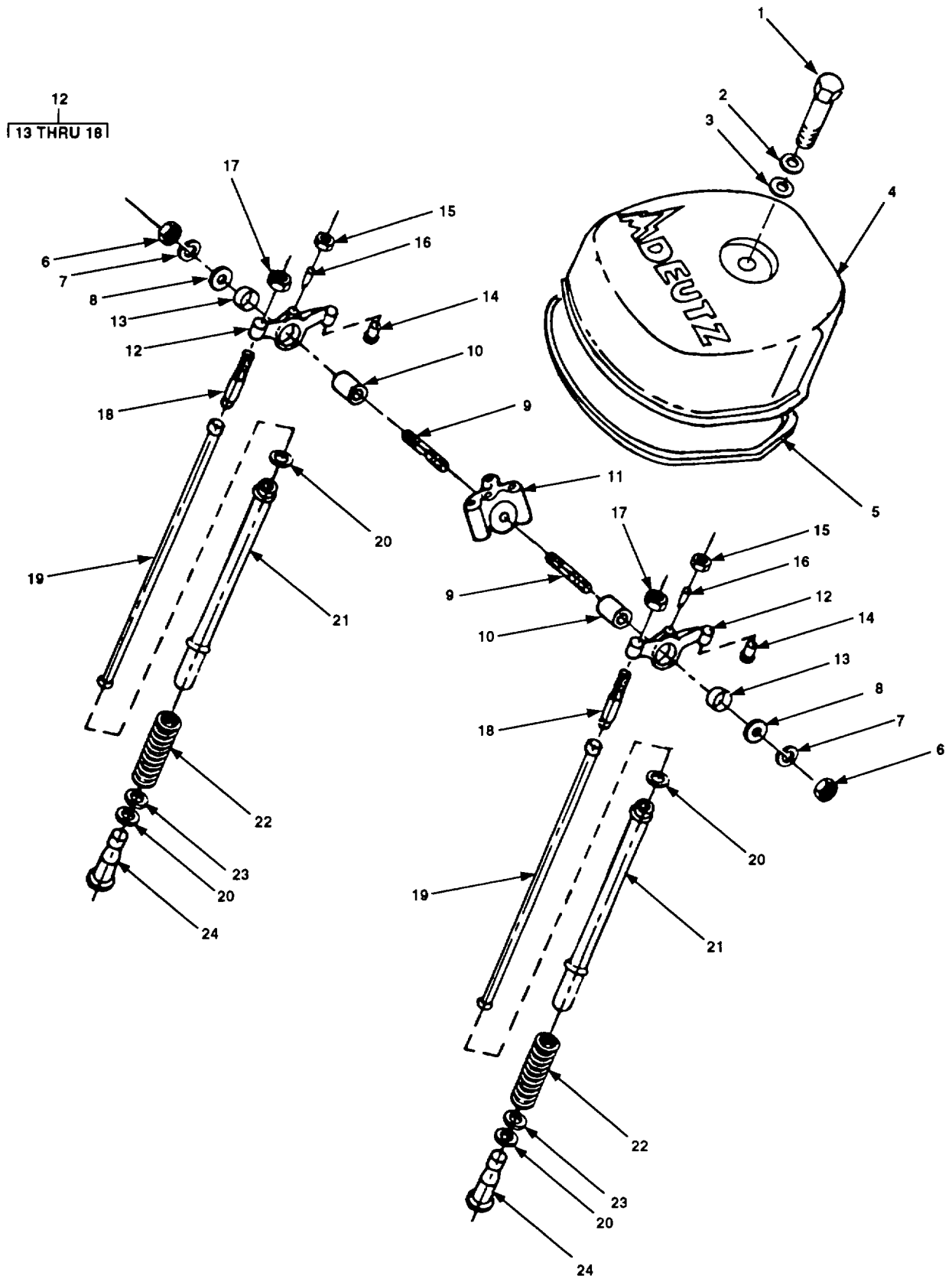


Figure 173. Rocker Arm Assembly and Valve Cover

SECTION II

TM 10-4320-344-24P-3

(1) ITEM NO	(2) SMR CODE	(3) CAGEC	(4) PART NUMBER	(5) DESCRIPTION AND USABLE ON CODES(UOC)	(6) QTY
GROUP 10 ENGINE ASSEMBLY					
FIG. 173 ROCKER ARM ASSEMBLY AND VALVE COVER					
1	XBOZZ	62445	1112341	SCREW, CAP, SOCKET HE	6
2	XBOZZ	62445	121-6307	WASHER, SPRING TENS PART OF KIT P/N	6
				2910279	
3	XBOZZ	36719	1107101	WASHER, FLAT	6
4	XBOZZ	36719	223-4784	COVER, ROCKER	6
5	XBOZZ	36719	337 1692	GASKET PART OF KIT P/N 2910279	6
6	XBFZZ	62445	1102659	NUT, PLAIN, HEXAGON	12
7	XBFZZ	62445	1102800	WASHER, LOCK	12
8	XBFZZ	62445	1216080	WASHER	12
9	XBFZZ	62445	111-3476	STUD, PLAIN	12
10	XBFZZ	62445	2237665	SHAFT, STRAIGHT	12
11	XBFZZ	62445	337-1867	SUPPORT, ROCKER ARM	6
12	XBFZZ	62445	2230849	ROCKER ARM, ENGINE P	12
13	XBFZZ	36719	2237661	BUSHING, SLEEVE	1
14	XBFZZ	36719	213 9600	THRUST PAD	1
15	XBFZZ	62445	111-2813	NUT, PLAIN, HEXAGON	1
16	XBFZZ	62445	3371845	NOZZLE, OIL	1
17	XBFZZ	62445	1113148	NUT, PLAIN, HEXAGON	1
18	XBFZZ	36719	3365861	SCREW, ADJUSTING, VAL	1
19	XBFZZ	62445	3371836	PUSH ROD, ENGINE POP TIMING GEAR	12
20	XBFZZ	62445	2232840	WASHER, FLAT TIMING GEAR PART OF	24
				KIT P/N 2910279	
21	XBFZZ	36719	3371888	TUBE, PROTECTING	12
22	XBFZZ	36719	3371876	SPRING, HELICAL, COMP	12
23	XBFZZ	36719	3371887	RETAINER, HELICAL CO	12
24	XBFZZ	62445	3371885	TAPPET, ENGINE POPPE	12

END OF FIGURE

1
2 THRU 22

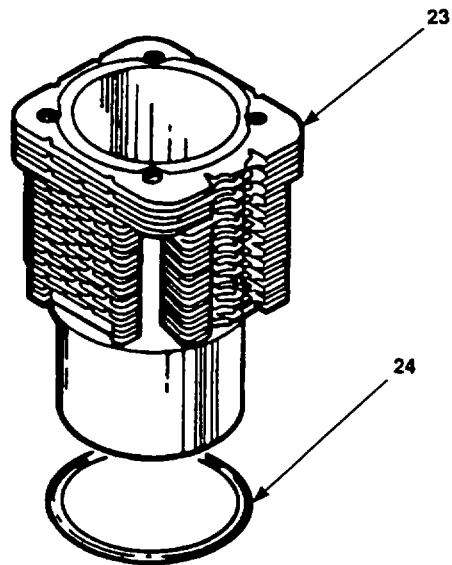
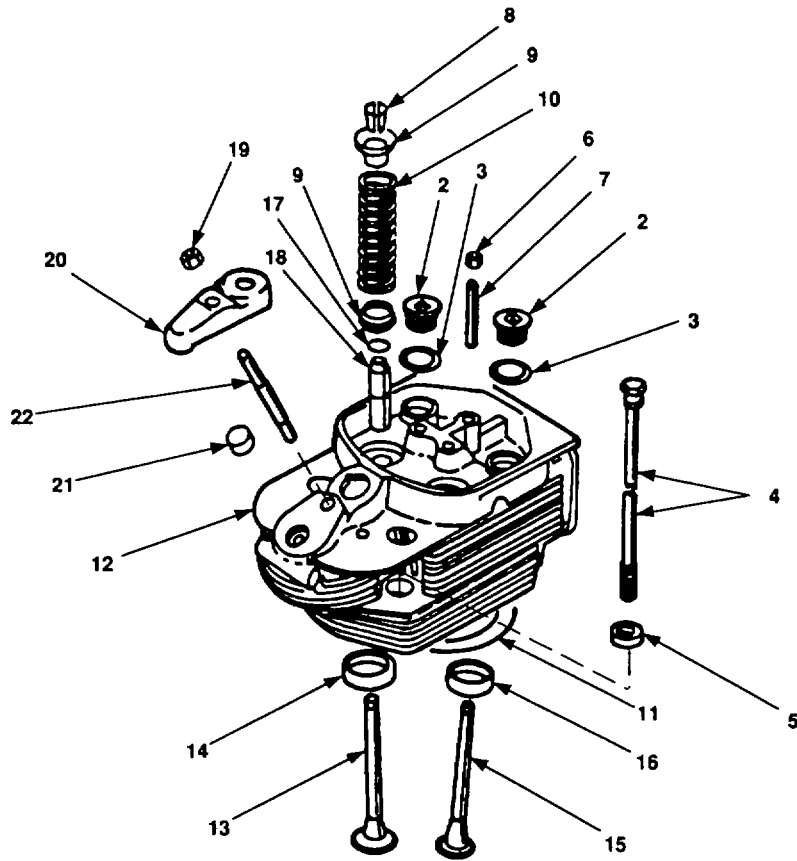


Figure 174. Cylinder Head Assembly

(1) ITEM NO	(2) SMR CODE	(3) CAGEC	(4) PART NUMBER	(5) DESCRIPTION AND USABLE ON CODES(UOC)	(6) QTY
GROUP 10 ENGINE ASSEMBLY					
FIG. 174 CYLINDER HEAD ASSEMBLY					
1	XBFHF	62445	223-9724	CYLINDER HEAD, DIESE	6
2	XBFZZ	62445	2136596	PLUG, MACHINE THREAD	2
3	XBFZZ	62445	1118760	WASHER PART OF KIT P/N 2910279	2
4	XBFZZ	36719	2101681	BOLT, EXTERNALLY REL	4
5	XBFZZ	62445	337-1666	WASHER	4
6	XBFZZ	62445	112 2477	NUT, PLAIN, HEXAGON	3
7	XBFZZ	62445	1124753	STUD, PLAIN	1
8	PAHZZ	36719	1168817	LOCK, VALVE SPRING R ONE HALF	4
9	XBHZZ	36719	3371748	SPRING RETAINER CYLINDER HEAD	2
10	XBHZZ	36719	3369305	SPRING VALVE	2
11	PAHZZ	36719	223-0216	SPACER, RING	1
12	XBHZZ	36719	2131029	HEAD, CYLINDER	1
13	XBHZZ	62445	223 7221	VALVE, POPPET, ENGINE INTAKE	1
14	XBHZZ	36719	2137302	INSERT, ENGINE VALVE INTAKE	1
15	XBHZZ	36719	213 7301	VALVE, POPPET, ENGINE EXHAUST	1
16	XBHZZ	36719	2137306	INSERT, ENGINE VALVE EXHAUST	1
17	XBHZZ	36719	1215500	RING, RETAINING CYLINDER HEAD.....	2
18	XBHZZ	36719	223-2528	GUIDE, VALVE STEM CYLINDER HEAD	2
19	XBHZZ	62445	1102659	NUT, PLAIN, HEXAGON	1
20	XBHZZ	62445	2137951	RETAINER, YOKE	1
21	XBFZZ	62445	213-7580	PIN, STRAIGHT, HEADED	1
22	XBHZZ	62445	1135976	STUD, PLAIN	1
23	PAHZZ	36719	2236804	RAM, CYLINDER	1
24	XBHZZ	36719	2137256	SHIM 2MM PART OF KIT P/N 2910045.	2
24	PAHZZ	62445	2232963	SPACER, RING 5MM	V
24	PAHZZ	36719	415-0264	SHIM , 8MM	V
24	PAHZZ	36719	223-9331	SHIM 1.0MM	V

END OF FIGURE

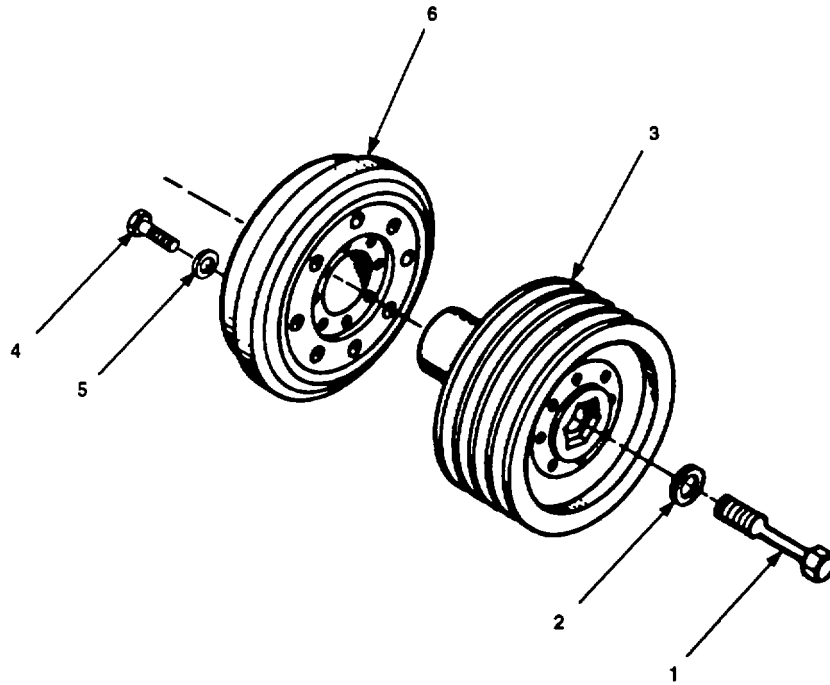


Figure 175. Drive Pulley and Dampener

SECTION II

TM 10-4320-344-24P-3

(1) ITEM NO	(2) SMR CODE	(3) CAGEC	(4) PART NUMBER	(5) DESCRIPTION AND USABLE ON CODES(UOC)	(6) QTY
-------------------	--------------------	--------------	-----------------------	---	------------

GROUP 10 ENGINE ASSEMBLY

FIG. 175 DRIVE PULLEY AND DAMPENER

1	XBFZZ	62445	1166951	BOLT, MACHINE	1
2	XBFZZ	62445	1216128	WASHER, FLAT	1
3	XBFZZ	36719	223-1455	PULLEY, GROOVE	1
4	XBFZZ	36719	111-0561	SCREW, CAP, SOCKET HE	8
5	XBFZZ	62445	1172303	WASHER, FLAT	8
6	XBFZZ	36719	223-3098	DAMPER	1

END OF FIGURE

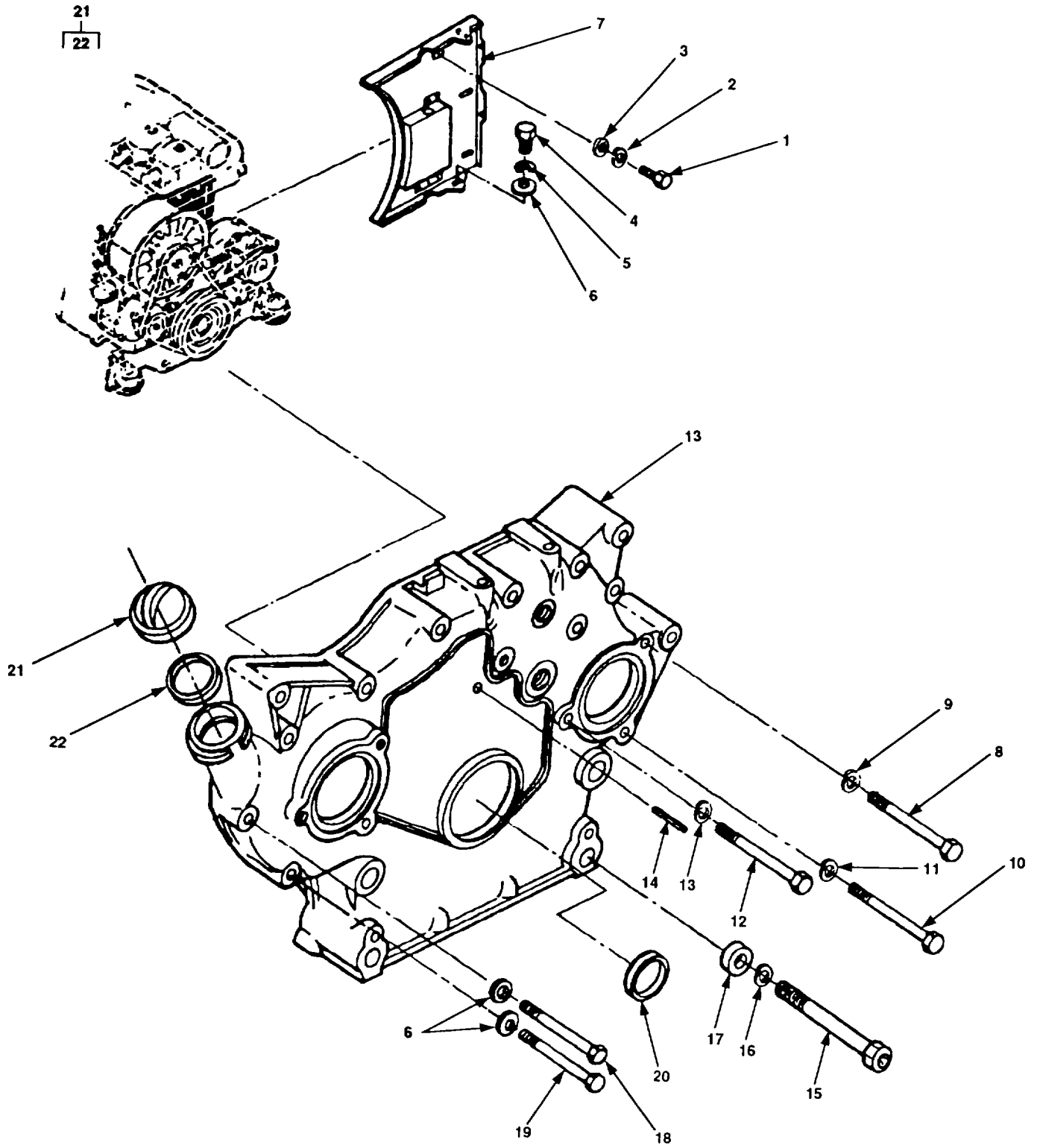


Figure 176. Front Cover and Stay Plate

SECTION II

TM 10-4320-344-24P-3

(1) ITEM NO	(2) SMR CODE	(3) CAGEC	(4) PART NUMBER	(5) DESCRIPTION AND USABLE ON CODES(UOC)	(6) QTY
GROUP 10 ENGINE ASSEMBLY					
FIG. 176 FRONT COVER AND STAY PLATE					
1	XBOZZ	62445	111-2240	BOLT, MACHINE.....	1
2	XBOZZ	36719	1102797	WASHER, LOCK	1
3	XBOZZ	36719	121-5850	WASHER, FLAT	1
4	XBOZZ	62445	1112299	BOLT, MACHINE	1
5	XBOZZ	62445	110 7283	WASHER, LOCK	1
6	XBHZZ	36719	1107101	WASHER, FLAT.....	
7	XBOZZ	36719	213-4114	PLATE, FRONT STAY	1
8	XBHZZ	36719	111-1336	SCREW, CAP, HEXAGON H	1
9	XBHZZ	62445	1102800	WASHER, LOCK.....	1
10	XBHZZ	36719	112-2399	SCREW, CAP, HEXAGON H	1
11	XBHZZ	36719	1102799	WASHER, LOCK	1
12	XBHZZ	62445	1112295	BOLT, MACHINE	1
13	XBHZZ	36719	223-5946	COVER, FRONT	1
14	XBHZZ	62445	1115459	BUSHING, SLEEVE	1
15	XBHZZ	36719	110-2298	SCREW, CAP, SOCKET HE	4
16	XBHZZ	36719	112-7679	WASHER, LOCK	4
17	XBHZZ	62445	1107556	SPACER, SLEEVE	4
18	XBHZZ	62445	1111168	BOLT, MACHINE	1
19	XBHZZ	62445	1111179	BOLT, MACHINE	1
20	PAHZZ	62445	415 0782	SEAL, PLAIN ENCASED	1
21	XBOZZ	36719	123 6291	CAP, FILLER OPENING OIL FILLER	1
22	PAOZZ	62445	1236290	SPACER, RING	1

END OF FIGURE

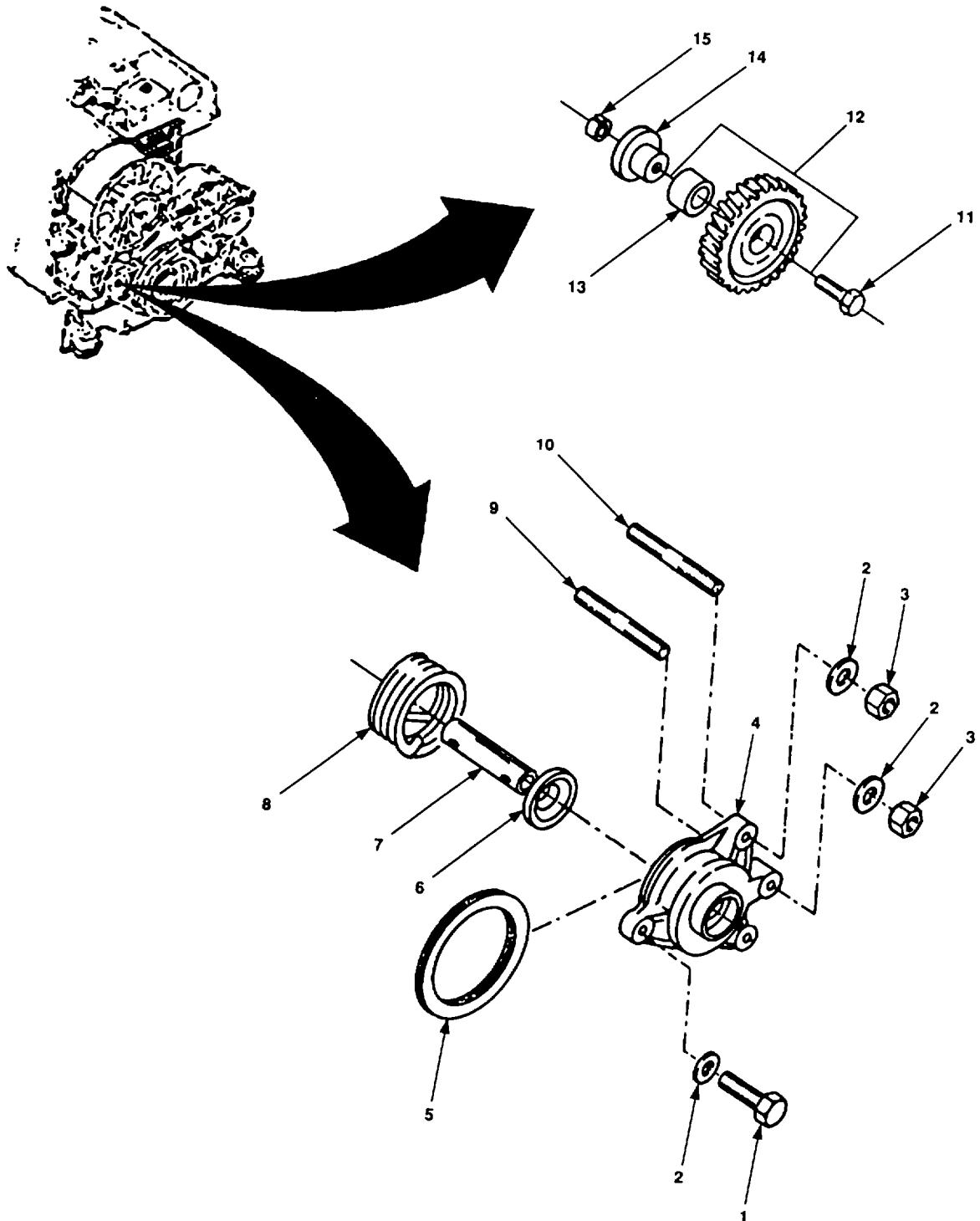


Figure 177. Idler Gear and Cover Assembly

SECTION II

TM 10-4320-344-24P-3

(1) ITEM NO	(2) SMR CODE	(3) CAGEC	(4) PART NUMBER	(5) DESCRIPTION AND USABLE ON CODES(UOC)	(6) QTY
GROUP 10 ENGINE ASSEMBLY					
FIG. 177 IDLER GEAR AND COVER ASSEMBLY					
1	XBFZZ	62445	1174194	BOLT.....	1
2	XBFZZ	36719	121-6108	WASHER, FLAT	3
3	XBFZZ	62445	112 2477	NUT, PLAIN, HEXAGON	2
4	XBFZZ	62445	2238077	COVER ASSEMBLY, IDLE PULLEY	1
5	XBFZZ	62445	1166111	PACKING, PREFORMED PART OF KIT P/N	1
6	XBFZZ	62445	2238083	2910045 WASHER	1
7	XBFZZ	62445	2238081	SHAFT, STRAIGHT	1
8	XBFZZ	62445	223 8021	SPRING, HELICAL, COMP	1
9	XBFZZ	62445	1174191	STUD, PLAIN	1
10	XBFZZ	62445	1174192	STUD, PLAIN	1
11	XBFZZ	62445	1110688	SCREW.....	1
12	XBFZZ	36719	33662541	GEAR, BEVEL	1
13	XBFZZ	62445	3362538	BUSHING, SLEEVE	1
14	XBFZZ	62445	2234172	BEARING, ROLLER, JOUR	1
15	XBFZZ	62445	2101007	BUSHING, SLEEVE	1

END OF FIGURE

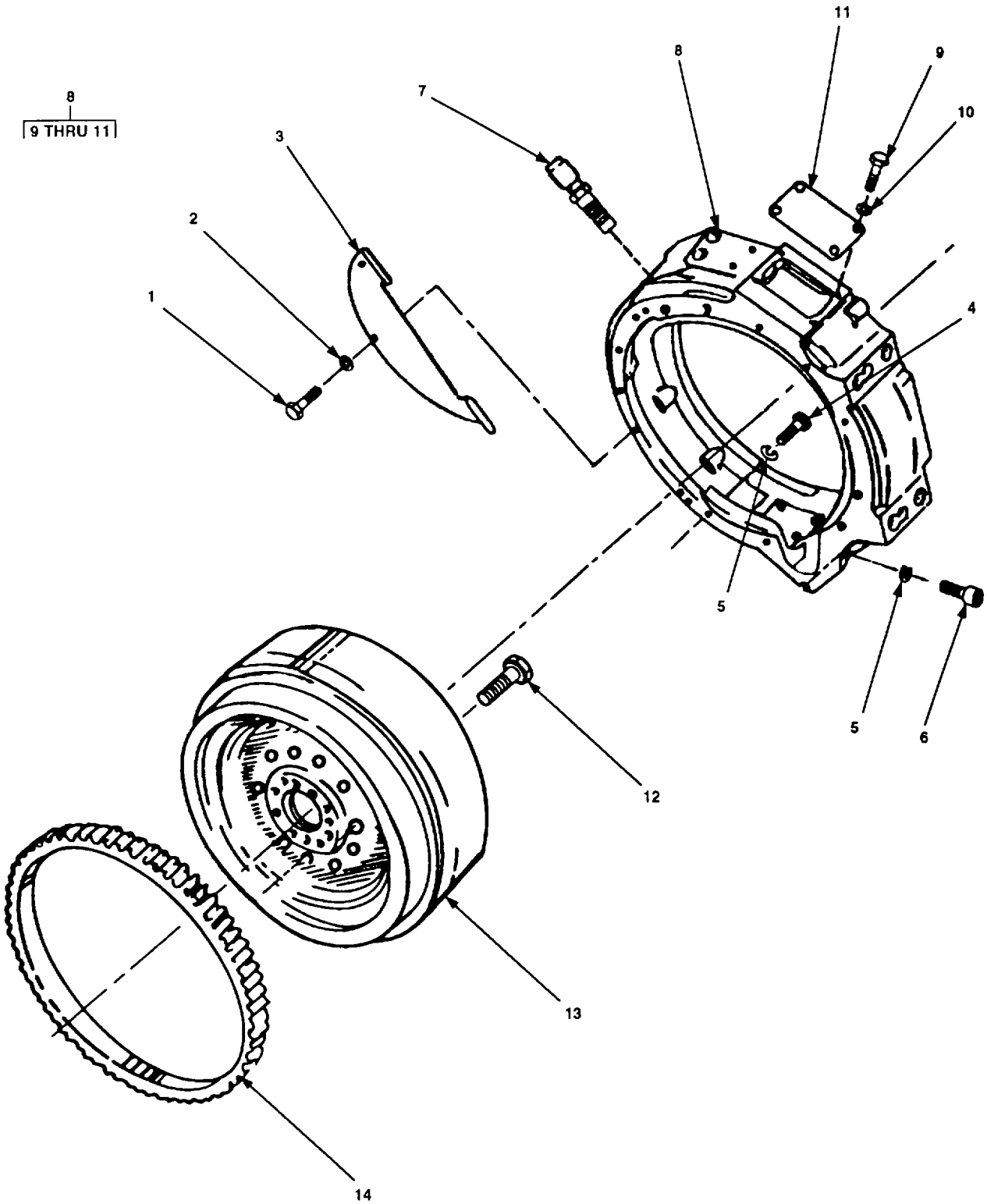


Figure 178. Flywheel and Ring Gear

SECTION II

TM 10-4320-344-24P-3

(1) ITEM NO	(2) SMR CODE	(3) CAGEC	(4) PART NUMBER	(5) DESCRIPTION AND USABLE ON CODES(UOC)	(6) QTY
GROUP 10 ENGINE ASSEMBLY					
FIG. 178 FLYWHEEL AND RING GEAR					
1	XBHZZ	36719	1112232	BOLT, MACHINE.....	3
2	XBHZZ	36719	1102797	WASHER, LOCK	3
3	XBHZZ	36719	336-4077	PLATE, COVER	1
4	XBHZZ	62445	1112429	BOLT, MACHINE	13
5	XBHZZ	62445	1102800	WASHER, LOCK.....	14
6	XBHZZ	36719	111-0664	SCREW, CAP, SOCKET HE	1
7	PAFZZ	05748	76018	TRANSDUCER, MOTIONAL WOODWARD, PUMP	1
8	XBHZZ	36719	224-2050	AND TRAILER ASSEMBLY	
9	XBHZZ	62445	1112295	HOUSING, ADAPTER FLYWHEEL	1
10	XBHZZ	36719	1102799	BOLT, MACHINE	4
11	XBHZZ	36719	210-2313	WASHER, LOCK	4
12	PAHZZ	36719	110-4935	COVER	1
13	XBHZZ	36719	224-0193	SCREW, CAP, HEXAGON H	10
14	XBHZZ	36719	2131081	FLYWHEEL.....	1
				GEAR SECTOR, BEVEL	1

END OF FIGURE

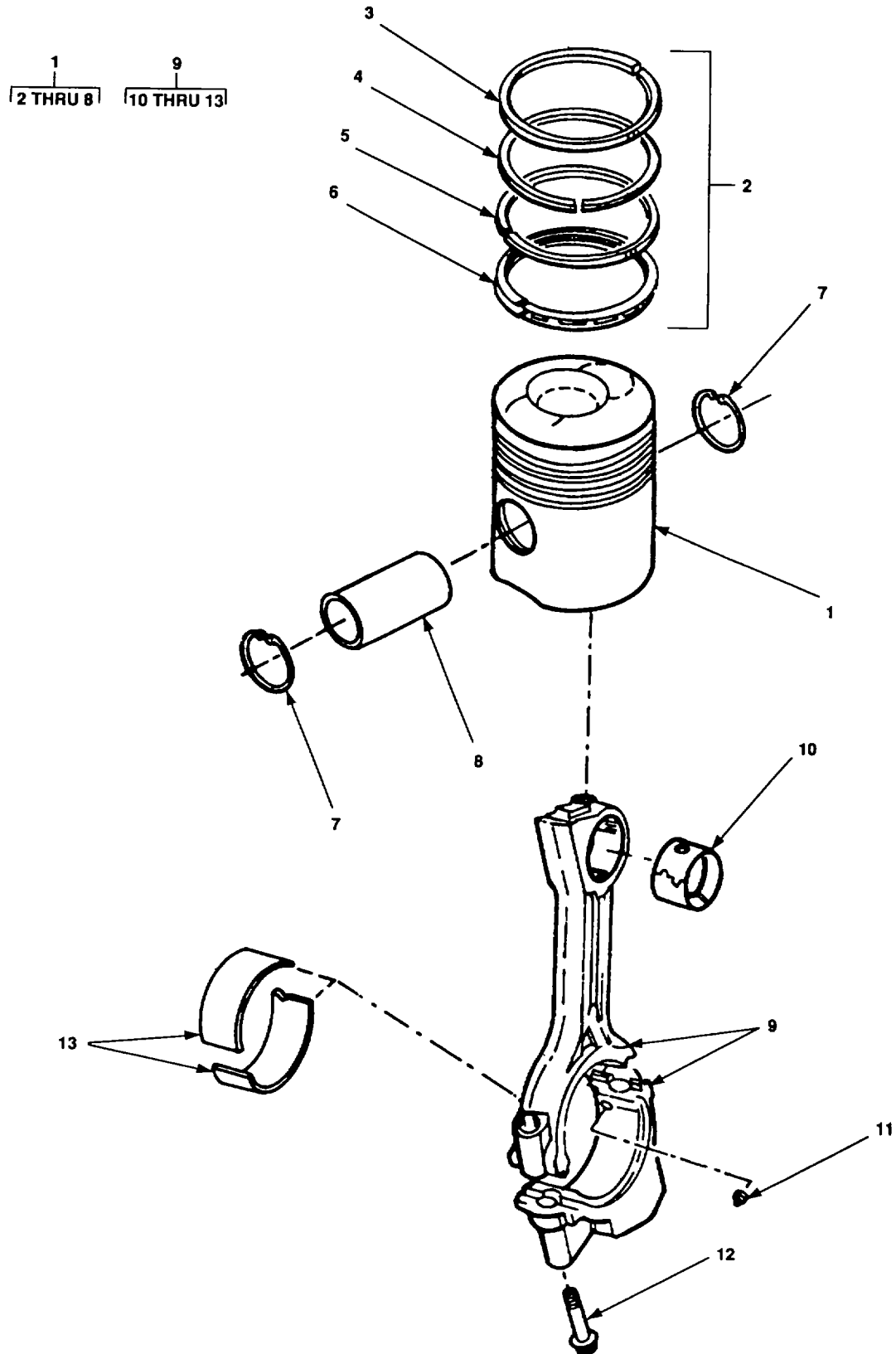


Figure 179. Piston Assembly and Connecting Rod Assembly

SECTION II

TM 10-4320-344-24P-3

(1) ITEM NO	(2) SMR CODE	(3) CAGEC	(4) PART NUMBER	(5) DESCRIPTION AND USABLE ON CODES(UOC)	(6) QTY
GROUP 10 ENGINE ASSEMBLY					
FIG. 179 PISTON ASSEMBLY AND CONNECTING ROD ASSEMBLY					
1	XBHZZ	36719	223-6683	PISTON, INTERNAL COM	6
2	PAHZZ	36719	223-5236	RING SET, PISTON	1
3	XAHZZ	36719	117-1777	RING, TRAPEZOIDAL	1
4	XAHZZ	36719	117-3400	RING, TRAPEZOIDAL	1
5	XAHZZ	36719	117-1775	RING, TAPERED	1
6	XAHZZ	36719	117-2745	RING, OIL	1
7	XBHZZ	36719	110-7827	RING, RETAINING	2
8	XBHZZ	36719	213-3883	PIN, PISTON	1
9	XBHZZ	36719	223-2059	CONNECTING ROD, PIST	6
10	XBHZZ	36719	213 8563	BUSHING, SLEEVE	1
11	XBHZZ	62445	2136101	PIN	1
12	XBHZZ	36719	2133871	BOLT, MACHINE	2
13	XBHZZ	36719	2235183	BEARING, SLEEVE TWO HALVES	1

END OF FIGURE

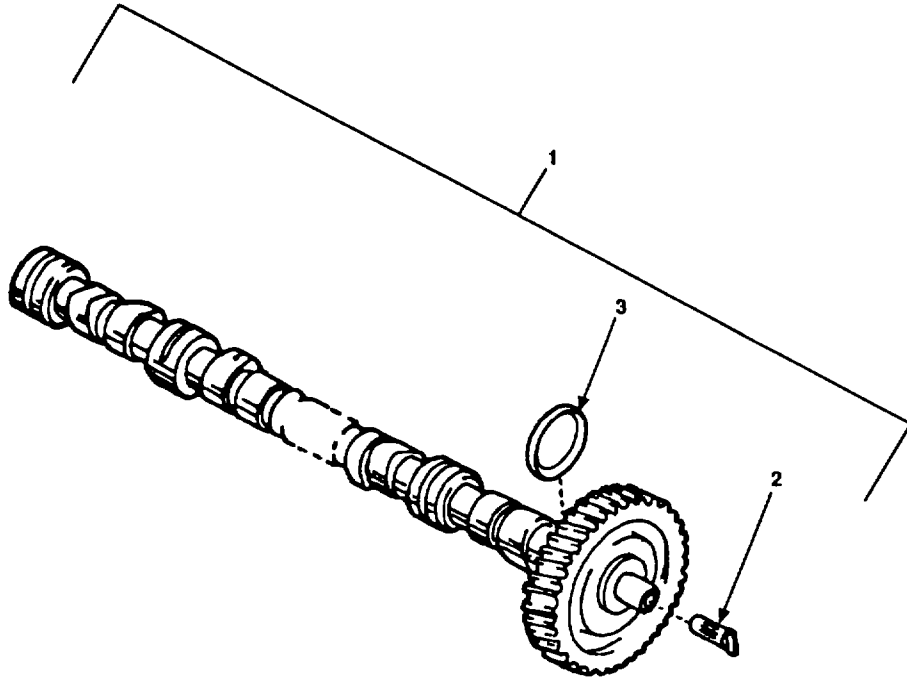


Figure 180. Camshaft

SECTION II

TM 10-4320-344-24P-3

(1)	(2)	(3)	(4)	(5)	(6)
ITEM	SMR		PART		
NO	CODE	CAGEC	NUMBER	DESCRIPTION AND USABLE ON CODES(UOC)	QTY

GROUP 10 ENGINE ASSEMBLY

FIG. 180 CAMSHAFT

1	XBHZH	36719	223-7681	CAMSHAFT, ENGINE	1
2	XBHZZ	62445	2137015	PIN.....	1
3	XBHZZ	62445	336-7789	BEARING, WASHER, THRU	1

END OF FIGURE

9
|
10 THRU 14

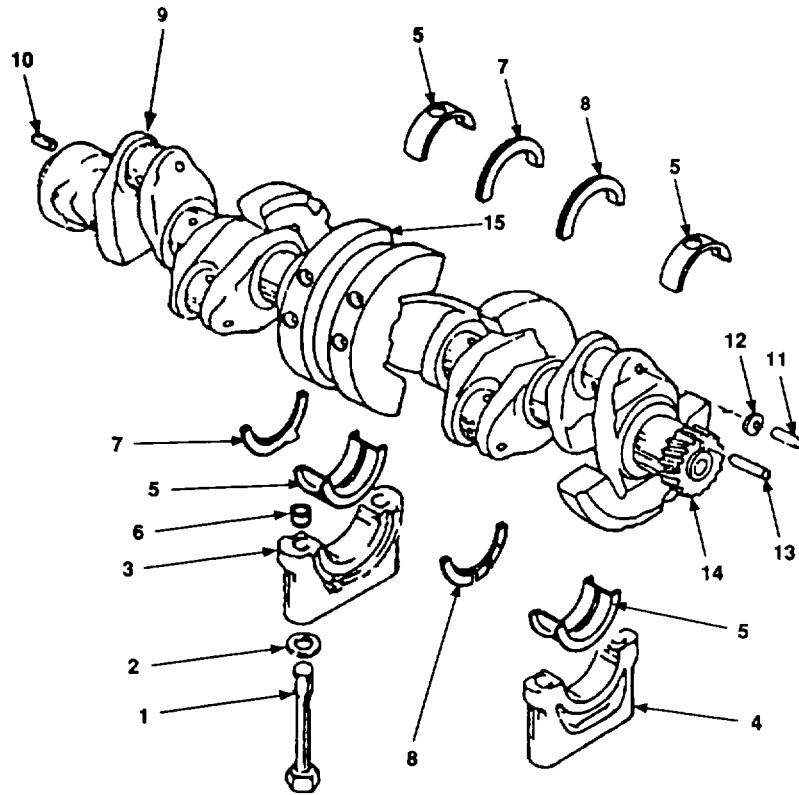


Figure 181. Crankshaft

SECTION II

TM 10-4320-344-24P-3

(1) ITEM NO	(2) SMR CODE	(3) CAGEC	(4) PART NUMBER	(5) DESCRIPTION AND USABLE ON CODES(UOC)	(6) QTY
GROUP 10 ENGINE ASSEMBLY					
FIG. 181 CRANKSHAFT					
1	XBFZZ	62445	1136990	BOLT, MACHINE	14
2	XBFZZ	62445	121-6107	WASHER	14
3	XBFZZ	12445	2138184	CAP, PILLOW BLOCK CENTER MAIN	1
4	XBFZZ	62445	213 8185	CAP, PILLOW BLOCK	6
5	PAFZZ	62445	3362379	BEARING, SLEEVE TWO HALVES	7
6	PAFZZ	62445	3362279	BUSHING, SLEEVE	14
7	PAFZZ	62445	2230181	RING, RETAINING TWO HALVES	1
8	PAFZZ	62445	2230170	RING TWO HALVES	1
9	XBHZZ	36719	213-9405	CRANKSHAFT, ENGINE	1
10	XBHZZ	62445	1115464	PIN, SPRING	1
11	XBHZZ	62445	1170580	PLUG, EXPANSION	6
12	XBHZZ	62445	1167010	WASHER	6
13	XBHZZ	62445	1105166	PIN, STRAIGHT, HEADLE	1
14	XBHZZ	62445	2237256	GEAR, HELICAL	1
15	XAHZZ	36719	223-1747	COUNTERWEIGHT	6

END OF FIGURE

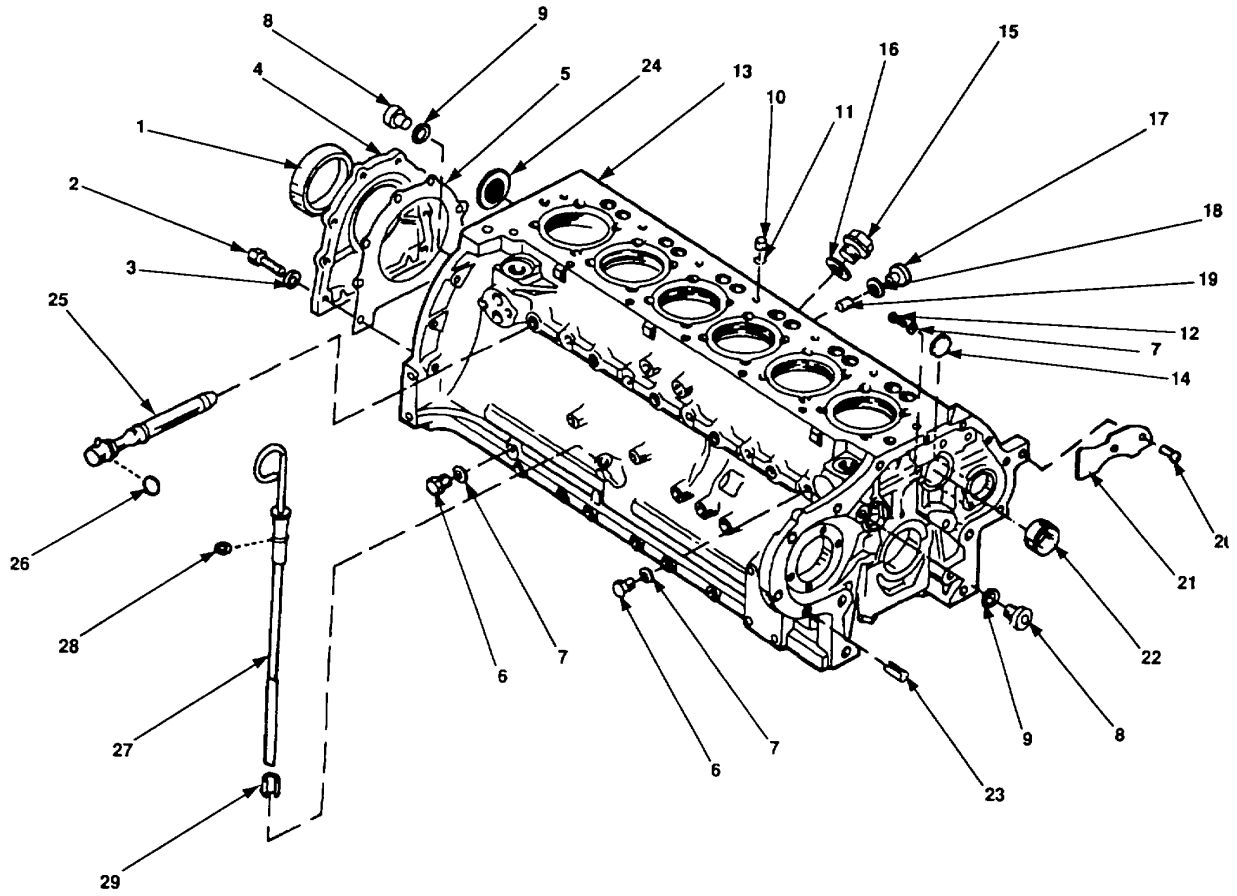


Figure 182. Crankcase

(1) ITEM NO	(2) SMR CODE	(3) CAGEC	(4) PART NUMBER	(5) DESCRIPTION AND USABLE ON CODES(UOC)	(6) QTY
GROUP 10 ENGINE ASSEMBLY					
FIG. 182 CRANKCASE					
1	PAHZZ	36719	4150783	SEAL	1
2	XBHZZ	36719	1112322	BOLT	8
3	XBHZZ	36719	1107101	WASHER, FLAT	8
4	XBHZZ	36719	223-4870	COVER, REAR END	1
5	PAHZZ	62445	3362337	GASKET	1
6	XBHZZ	62445	1118998	PLUG, MACHINE THREAD	5
7	XBHZZ	36719	111-8659	WASHER, FLAT PART OF KIT P/N 2910045.....	5
8	XBHZZ	62445	1214987	PLUG, MACHINE THREAD	2
9	XBHZZ	62445	1118727	WASHER, FLAT PART OF KIT P/N 2910045.....	2
10	XBHZZ	62445	1170580	PLUG, EXPANSION	5
11	XBHZZ	62445	1167010	WASHER	5
12	XBHZZ	36719	121-5567	SCREW, CAP, HEXAGON H	1
13	XBFHH	36719	223-6669	ENGINE BLOCK, DIESEL	1
14	XBHZZ	36719	116-5839	PLUG, EXPANSION	1
15	XBHZZ	36719	111-8986	PLUG, MACHINE THREAD	1
16	XBHZZ	62445	1118760	WASHER PART OF KIT P/N 2910279	1
17	XBHZZ	62445	111-0422	PLUG, MACHINE THREAD	7
18	XBHZZ	36719	1118673	GASKET PART OF KIT P/N 2910045	7
19	XBHZZ	62445	1215235	PLUG, MACHINE THREAD	7
20	XBHZZ	62445	111-5333	PIN, NOTCHED	2
21	XBHZZ	36719	223-1082	PLATE, DEFLECTOR	1
22	XBHZZ	36719	213 9737	BUSHING, SLEEVE	2
23	XBFZZ	62445	1167266	BUSHING, SLEEVE	2
24	XBFZZ	36719	121-6240	PLUG	1
25	PAOZZ	36719	223-9591	EJECTOR, JET	1
26	PAOZZ	62445	1173838	PACKING, PREFORMED	1
27	PAHZZ	36719	117-1469	GAGE ROD-CAP, LIQUID HYDRAULIC PUMP.....	1
28	XBHZZ	36719	116 5975	PACKING, PREFORMED PART OF KIT P/N	1
				2910045.....	
29	XBHZZ	62445	116-7269	BUSHING, SLEEVE	1

END OF FIGURE

6
[7 THRU 13]

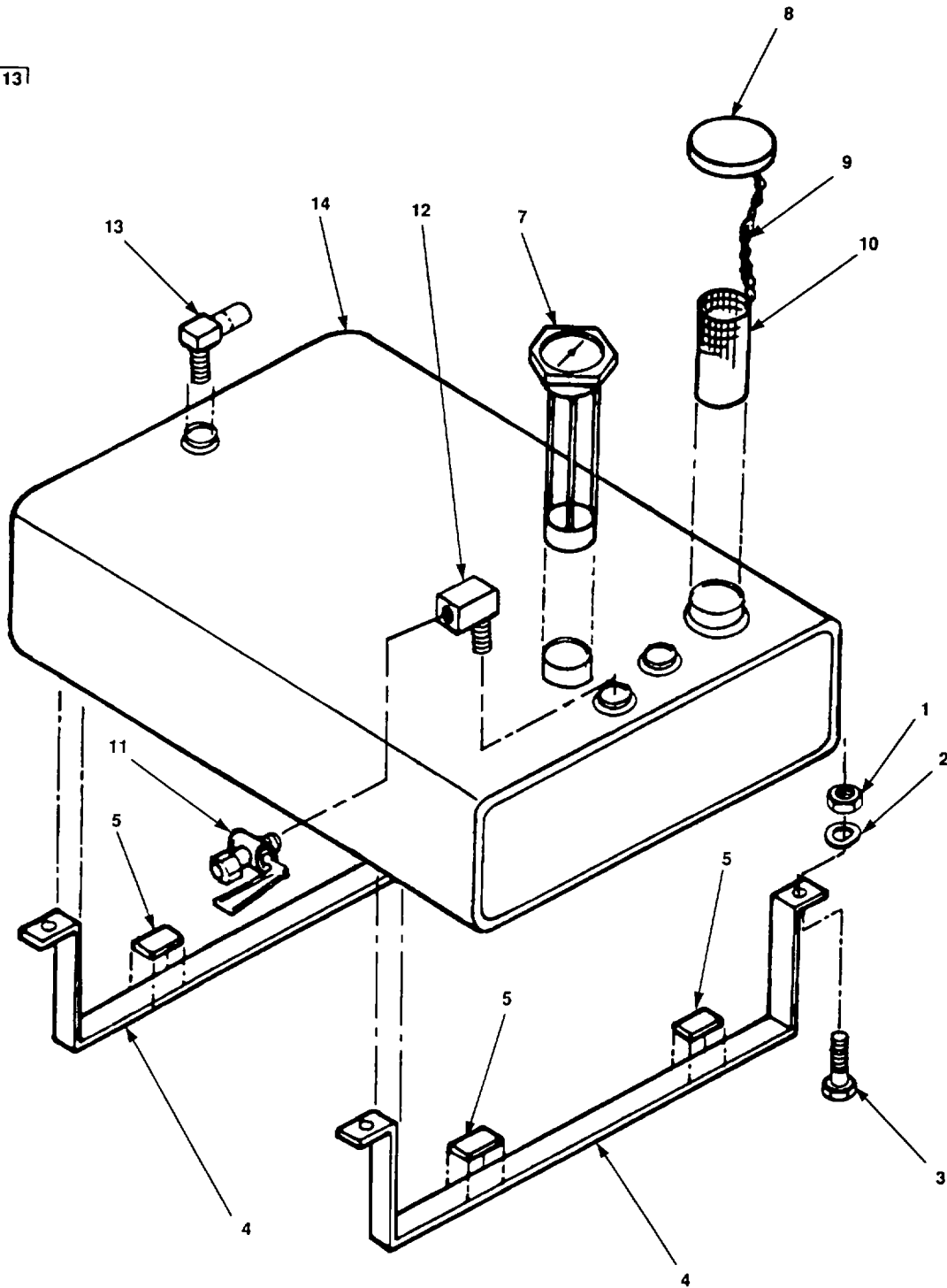


Figure 183. Tank Assembly, Fuel

SECTION II

TM 10-4320-344-24P-3

(1) ITEM NO	(2) SMR CODE	(3) CAGEC	(4) PART NUMBER	(5) DESCRIPTION AND USABLE ON CODES(UOC)	(6) QTY
GROUP 11 FUEL TANK					
FIG. 183 TANK ASSEMBLY, FUEL					
1	XBOZZ	05748	28173	NUT, PLAIN, HEXAGON	4
2	XBOZZ	96906	MS27183-18	WASHER, FLAT 1/2 IN	4
3	XBOZZ	96906	MS90728-111	SCREW, CAP, HEXAGON H 1/2-13 X 1-1/4.....	4
4	XBOZZ	05748	76035	IN. LG BRACKET, MOUNTING	2
5	XBOZZ	05748	76248	BUMPER STRIP, RUBBER	4
6	XBOZZ	05748	76152SA	TANK ASSEMBLY, FUEL.....	1
7	XBOZZ	09393	500450601	INDICATOR, LIQUID QU	1
8	XBOZZ	05748	18329SA	CAP, FILLER OPENING	1
9	MOOZZ	19099	18328	CHAIN, WELDLESS MAKE FROM P/N.....	1
10	PAOZZ	05748	18327	18328 (19099), CUT TO LENGTH.....	1
11	XBOZZ	05748	76747	STRAINER ELEMENT, SE SEDIMENT	1
12	XBOZZ	19099	JOHN	SCREEN	1
13	XBOZZ	05748	76748	COCK, DRAIN 1/4 IN.NPT M-F, FUEL	1
14	PAOFF	05748	76025	SHUTOFF ELBOW, PIPE, 90 DEG F	1
				ELBOW, PIPE TO HOSE	1
				TANK, FUEL, ENGINE	

END OF FIGURE

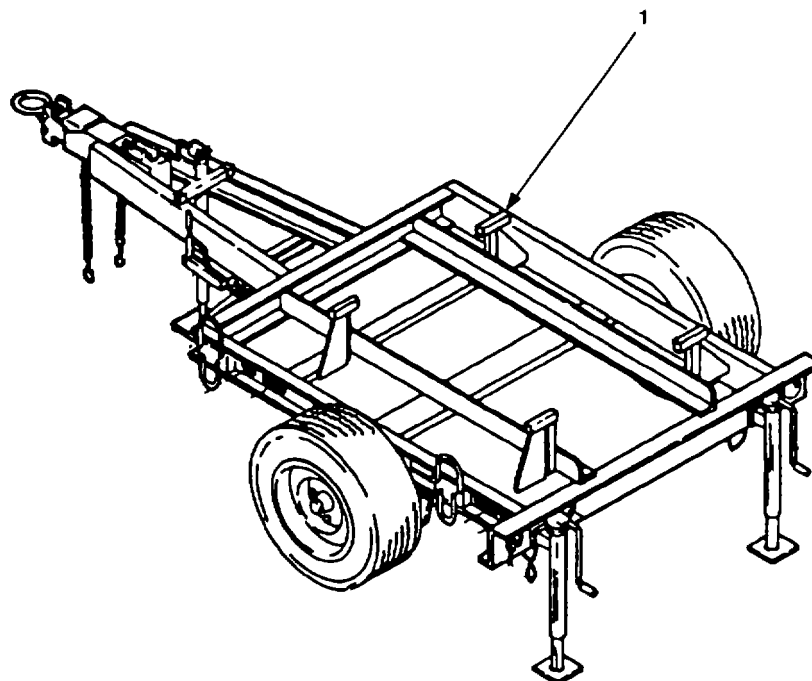


Figure 184. Wheel Mounted Frame Assembly

SECTION II

TM 10-4320-344-24P-3

(1) ITEM NO	(2) SMR CODE	(3) CAGEC	(4) PART NUMBER	(5) DESCRIPTION AND USABLE ON CODES(UOC)	(6) QTY
-------------------	--------------------	--------------	-----------------------	---	------------

GROUP 12 WHEEL MOUNTED WHEEL
ASSEMBLY

FIG. 184 WHEEL MOUNTED FRAME
ASSEMBLY

1	XBOFF	05748	76043SA	TRAILER,CARGO	1
---	-------	-------	---------	---------------------	---

END OF FIGURE

2
|
3 THRU 5

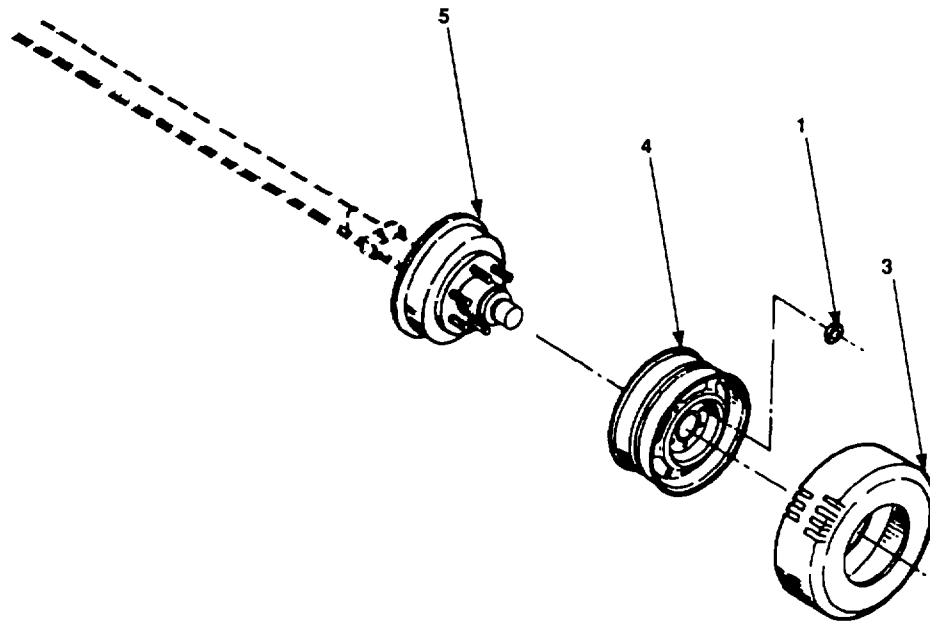


Figure 185. Wheels, Hubs and Tires

SECTION II

TM 10-4320-344-24P-3

(1) ITEM NO	(2) SMR CODE	(3) CAGEC	(4) PART NUMBER	(5) DESCRIPTION AND USABLE ON CODES(UOC)	(6) QTY
				GROUP 12 WHEEL MOUNTED FRAME ASSEMBLY	
				FIG. 185 WHEELS, HUBS AND TIRES	
1	XBOZZ	19099	JOHN1	NUT, HEX	12
2	XBOZZ	05748	61752SA	WHEEL ASSEMBLY	2
3	PAOZZ	83187	314-567	TIRE, PNEUMATIC BLACKWALL, XL-20,	1
				RADIAL, P195/75R-15.....	
4	XBOZZ	94189	D12046	WHEEL, TRAILER 15.0 IN RIM	1
5	XBOOO	05748	76048	DRUM, HUB AND BRAKE	1

END OF FIGURE

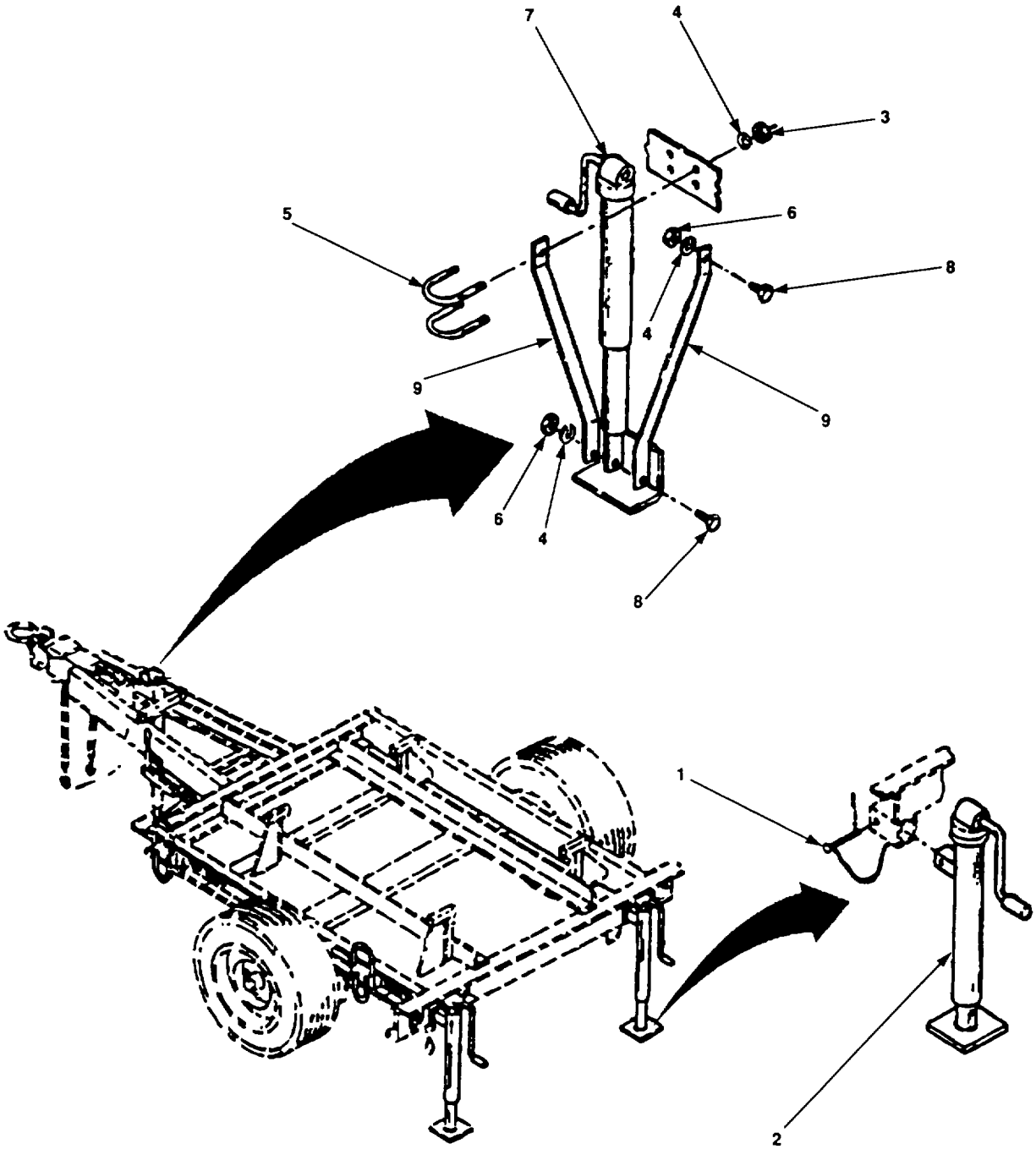


Figure 186. Front and Rear Level Jack Assemblies and Tripod

SECTION II

TM 10-4320-344-24P-3

(1) ITEM NO	(2) SMR CODE	(3) CAGEC	(4) PART NUMBER	(5) DESCRIPTION AND USABLE ON CODES(UOC)	(6) QTY
				GROUP 12 WHEEL MOUNTED FRAME ASSEMBLY	
				FIG. 186 FRONT AND REAR LEVEL JACK ASSEMBLIES AND TRIPOD	
1	XBOZZ	05748	76297	PIN, STRAIGHT, HEADED	2
2	XBOZZ	05748	76160SA	JACK WELDMENT, REAR	2
3	XBOZZ	96906	MS51967-8	NUT, PLAIN, HEXAGON	4
4	XBOZZ	96906	MS35338-46	WASHER, LOCK	4
5	XBOZZ	05748	76723	BOLT, U	2
6	XBOZZ	96906	MS51975-29	SCREW, SHOULDER	3
7	XBOZZ	05748	76249SA	JACK, WELDMENT FRONT, TRAILER.....	1
				ASSEMBLY	
8	XBOZZ	05748	76732	SCREW, SHOULDER	3
9	XBOFF	05748	76083SA	TRIPOD, JACK ARM WELDMENT, TRAILER.....	2
				ASSEMBLY	

END OF FIGURE:

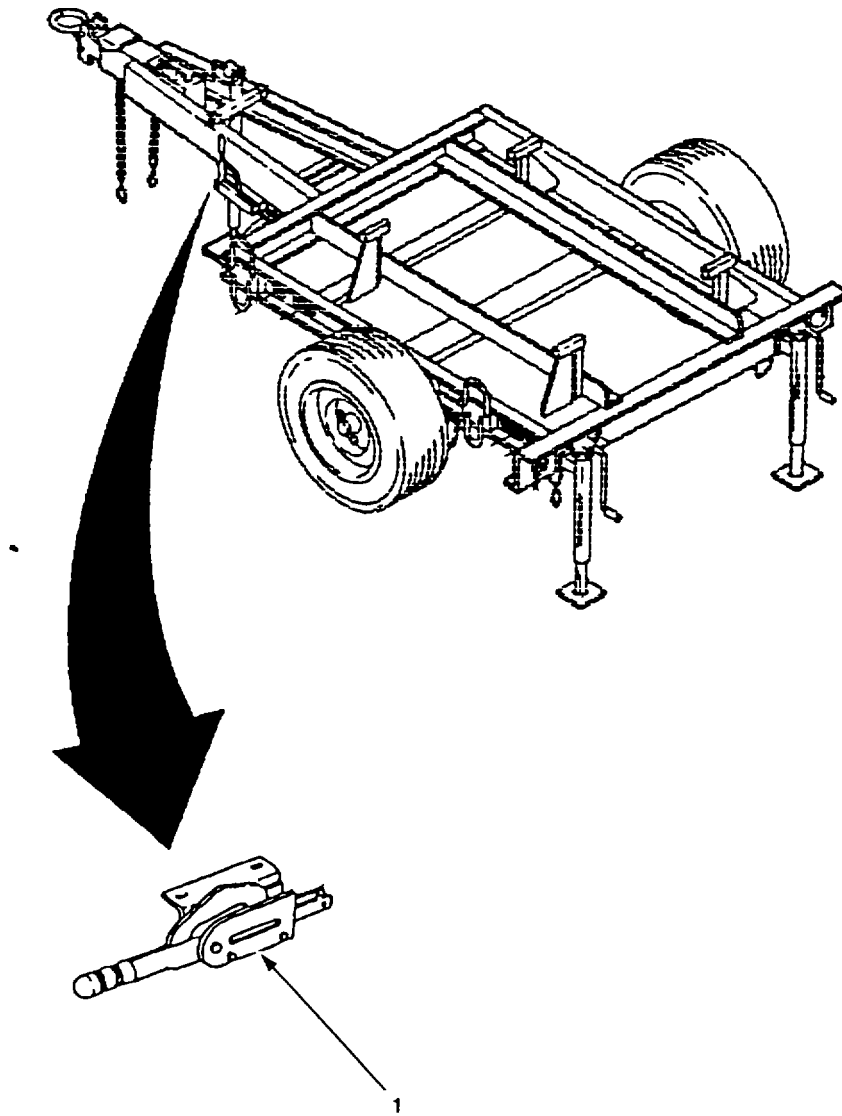


Figure 187. Handbrake Assembly

SECTION II

TM 10-4320-344-24P-3

(1) ITEM NO	(2) SMR CODE	(3) CAGEC	(4) PART NUMBER	(5) DESCRIPTION AND USABLE ON CODES(UOC)	(6) QTY
				GROUP 12 WHEEL MOUNTED FRAME ASSEMBLY	
				FIG. 187 HANDBRAKE ASSEMBLY	
1	XBOZZ	05748	76733	BRAKE, SINGLE DISK	1

END OF FIGURE

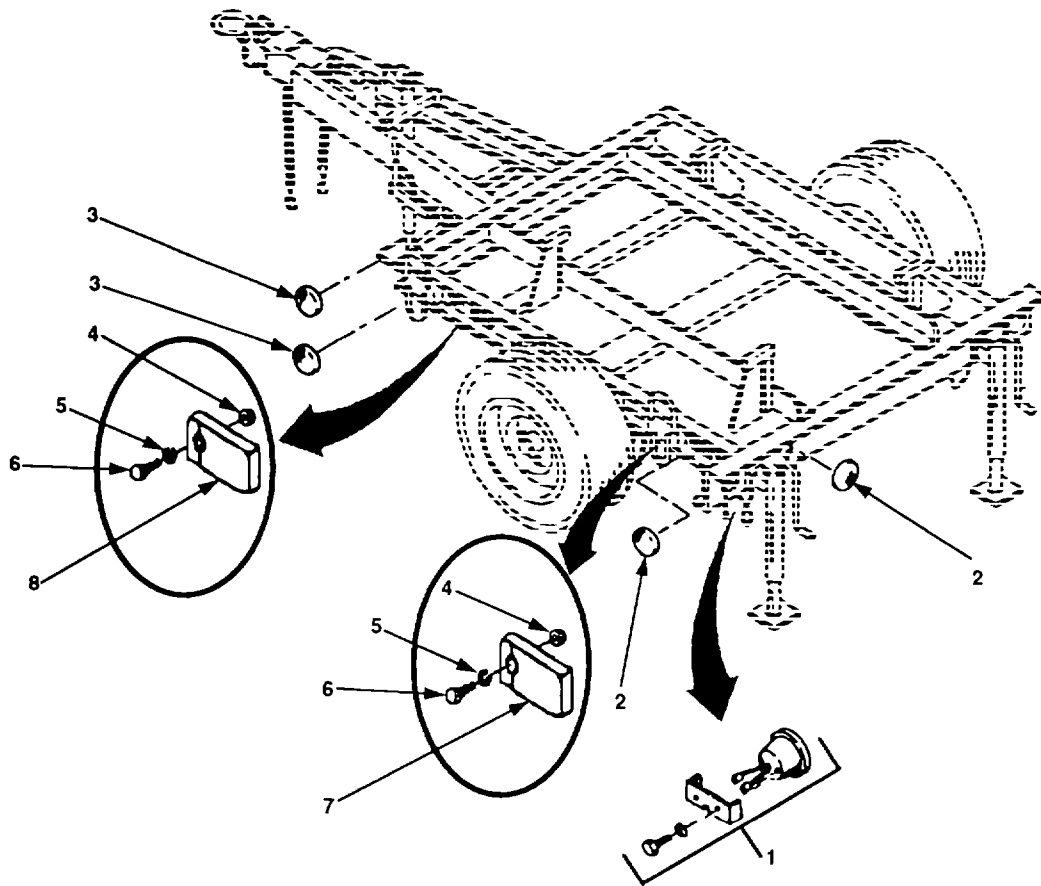


Figure 188. Lights and Reflectors

SECTION II

TM 10-4320-344-24P-3

(1) ITEM NO	(2) SMR CODE	(3) CAGEC	(4) PART NUMBER	(5) DESCRIPTION AND USABLE ON CODES(UOC)	(6) QTY
				GROUP 12 WHEEL MOUNTED FRAME ASSEMBLY	
				FIG. 188 LIGHTS AND REFLECTORS	
1	XBOZZ	81834	50892	STOP LIGHT-TAILLIGHT STOP AND TURN,	2
				INCLUDES ATTACHING HARDWARE	
2	PAOZZ	81834	40052	REFLECTOR, INDICATING	4
3	PAOZZ	81834	40053	REFLECTOR, INDICATING	4
4	XBOZZ	96906	MS51967-2	NUT, PLAIN, HEXAGON	8
5	XBOZZ	96906	MS35338-44	WASHER, LOCK	8
6	XBOZZ	96906	MS90728-6	SCREW, CAP, HEXAGON H	8
7	PAOZZ	81834	45262	LIGHT, MARKER, CLEAR	2
8	PAOOO	05748	76298	LIGHT ASSEMBLY, CLEAR	2

END OF FIGURE

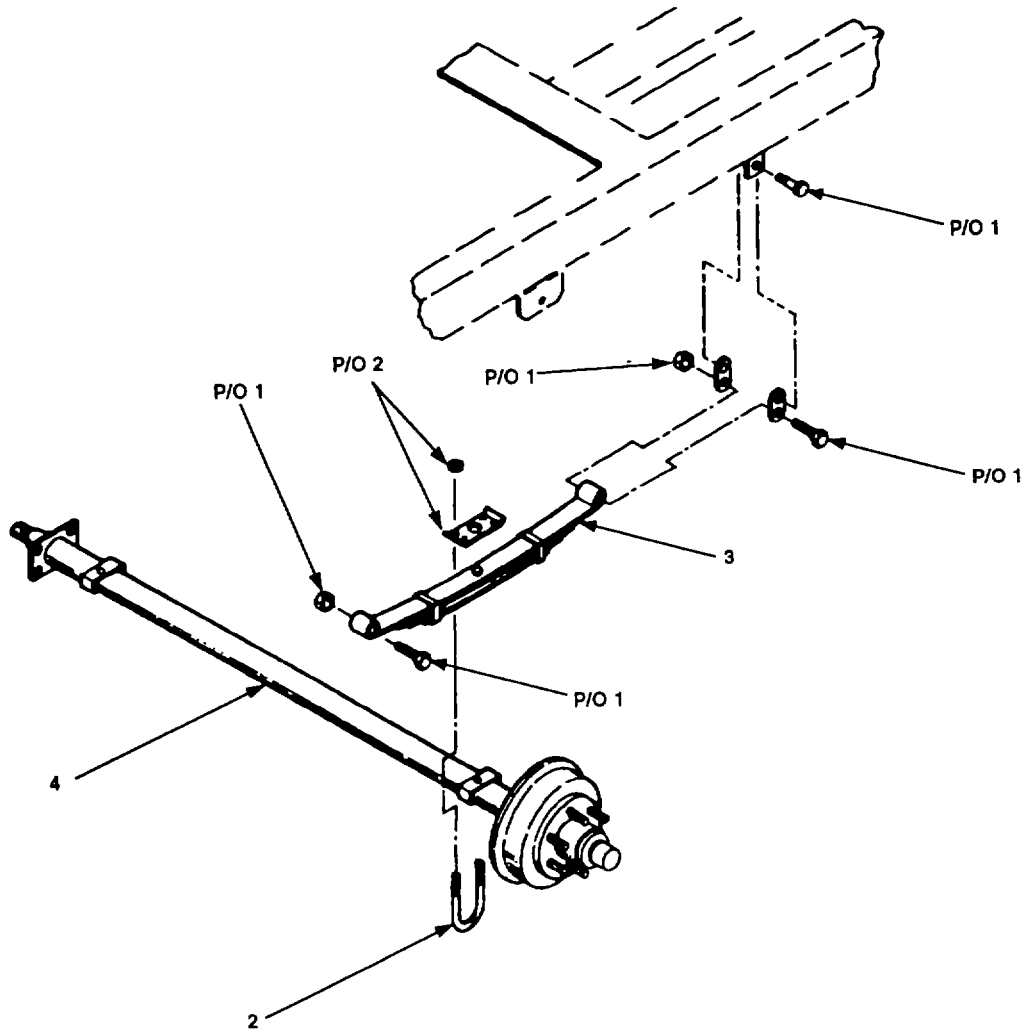


Figure 189. Axle Assembly

SECTION II

TM 10-4320-344-24P-3

(1) ITEM NO	(2) SMR CODE	(3) CAGEC	(4) PART NUMBER	(5) DESCRIPTION AND USABLE ON CODES(UOC)	(6) QTY
				GROUP 12 WHEEL MOUNTED FRAME ASSEMBLY	
				FIG. 189 AXLE ASSEMBLY	
1	XBOZZ	05748	76041	SPRING, LEAF, ASSEMBL	1
2	XBOZZ	05748	76040	U-BOLT, ASSEMBLY	1
3	XBOZZ	05748	76050	SPRING, LEAF	2
4	XBOZZ	05748	76296SA	AXLE WELDMENT	1

END OF FIGURE

16
17 THRU 19

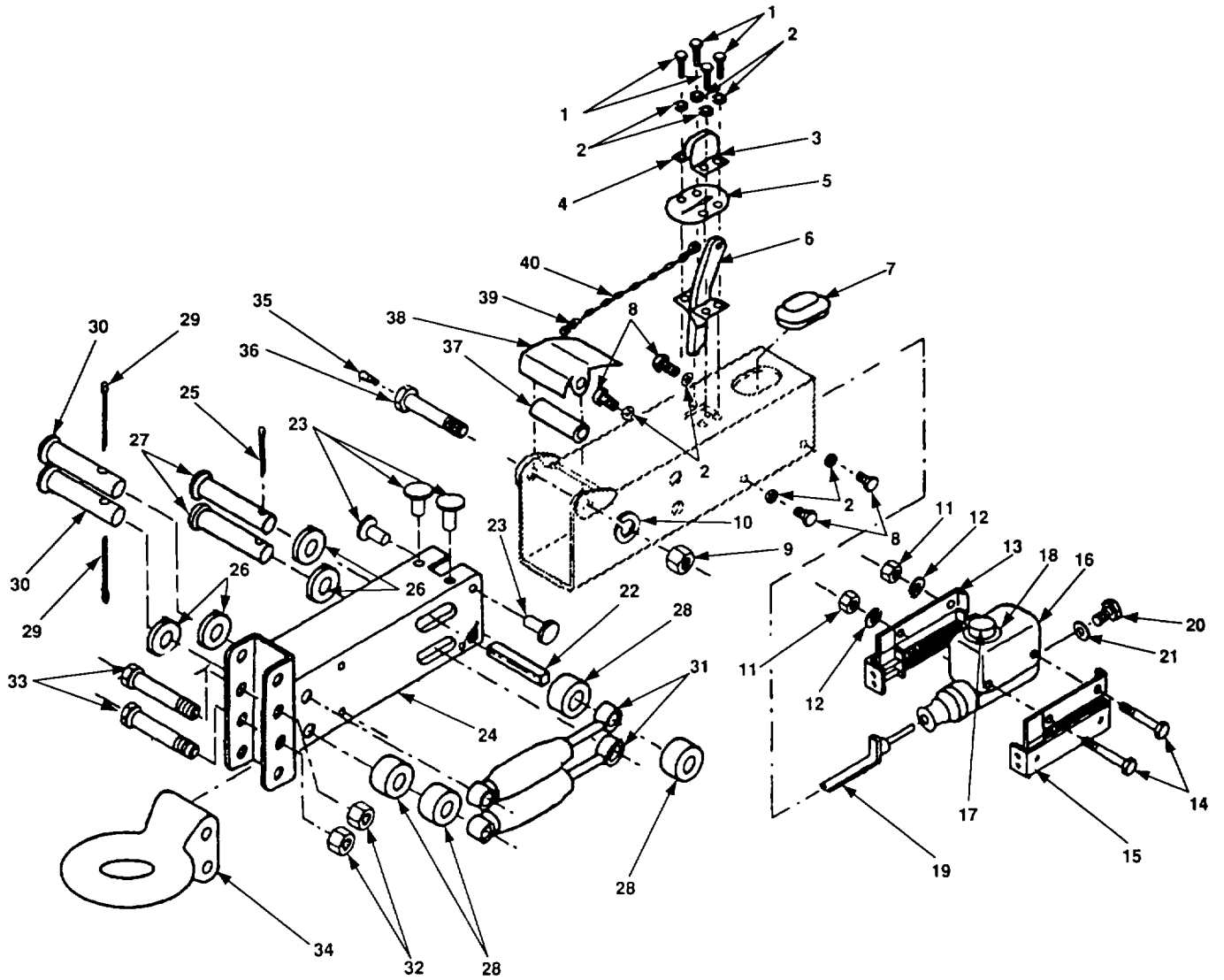


Figure 190. Brake Actuator

SECTION II

TM 10-4320-344-24P-3

(1) ITEM NO	(2) SMR CODE	(3) CAGEC	(4) PART NUMBER	(5) DESCRIPTION AND USABLE ON CODES(UOC)	(6) QTY
				GROUP 12 WHEEL MOUNTED FRAME ASSEMBLY FIG. 190 BRAKE ACTUATOR	
	XBOZZ	94189	16016	CASE ASSEMBLY, OUTER TRAILER	1
				ASSEMBLY	
1	XBOZZ	94189	7949	BOLT 5/16 NC X 5/8 IN LG	4
2	XBOZZ	94189	7938	WASHER, LOCK 5/16 IN STANDARD	8
3	XBOZZ	94189	10526	LOCK, BREAKAWAY LEFT	1
4	XBOZZ	94189	10527	LOCK, BREAKAWAY RIGHT	1
5	PAOZZ	94189	10552	GASKET	1
6	XBOZZ	94189	10541	LEVER ASSEMBLY BREAKAWAY	1
7	XBOZZ	94189	15070	CAP, PROTECTIVE, DUST	1
8	XBOZZ	94189	7948	BOLT 5/16 NC X 1/2 IN LG	4
9	XBOZZ	94189	7985	NUT 1/2 NC	1
10	XBOZZ	94189	7937	WASHER, LOCK 1/2 IN STANDARD	1
11	XBOZZ	94189	7976	NUT 3/8 NC	2
12	XBOZZ	94189	7933	WASHER, LOCK 3/8 IN STANDARD	2
13	XBOZZ	94189	8389	BRACKET ASSEMBLY CYLINDER, LEFT	1
14	XBOZZ	94189	8271	BOLT 3/8 NC X 3.0 IN LG.....	2
15	XBOZZ	94189	8388	BRACKET ASSEMBLY CYLINDER, RIGHT	1
16	XBOZZ	94189	23744	CYLINDER, HYDRAULIC 1-1/4 IN BORE.....	1
17	XBOZZ	94189	12503	FILLER CAP	1
18	PAOZZ	94189	23458	GASKET	1
19	XBOZZ	94189	23745	ROD, STRAIGHT, HEADLE	1
20	XBOZZ	94189	12099	CONNECTOR, ACTUATOR	1
21	XBOZZ	94189	7745	WASHER, FLAT	1
22	XBOZZ	94189	8291	ROLLER, LINEAR-ROTAR	2
23	XBOZZ	94189	10209	BEARING, ACTUATOR TOP AND BOTTOM	6
24	XBOZZ	94189	8301	BLOCK, PUSHROD	1
25	XBOZZ	94189	8152	PIN, COTTER 3/16 X 1-1/4 IN LG	2
26	XBOZZ	94189	12427	BUSHING BLANK	4
27	XBOZZ	94189	15935	PIN, STRAIGHT, HEADLE	2
28	XBOZZ	76445	12426	SHOCK ABSORBER, DIRE	4
29	XBOZZ	94189	7997	PIN, COTTER.....	2
30	XBOZZ	94189	15934	PIN, DAMPER	2
31	XBOZZ	94189	16087	SLIDE ASSEMBLY INNER, W/CHANNEL	2
32	XBOZZ	94189	10405	NUT, SELF-LOCKING, HE 5/8 NC	2
33	XBOZZ	94189	9093	BOLT, MACHINE 5/8 NC X 4-1/2 IN.....	2
				LG	
34	XBOZZ	94189	16137	LUNETTE EYE 3.0 IN., ADJ	1
35	XBOZZ	94189	1449-01	FITTING, LUBRICATION	1
36	XBOZZ	94189	8288	BOLT, MACHINE	1
37	XBOZZ	94189	16019	ROLLER, LINEAR-ROTAR	1
38	XBOZZ	94189	16018	COVER, FRONT ROLLER	1
39	PAOZZ	94189	10555	HOOK, CHAIN, S	2
40	MOOZZ	19099	7768	CHAIN, BREAKAWAY MAKE FROM P/N.....	1
				7768 (19099), CUT TO LENGTH.....	

END OF FIGURE

1
2 THRU 13

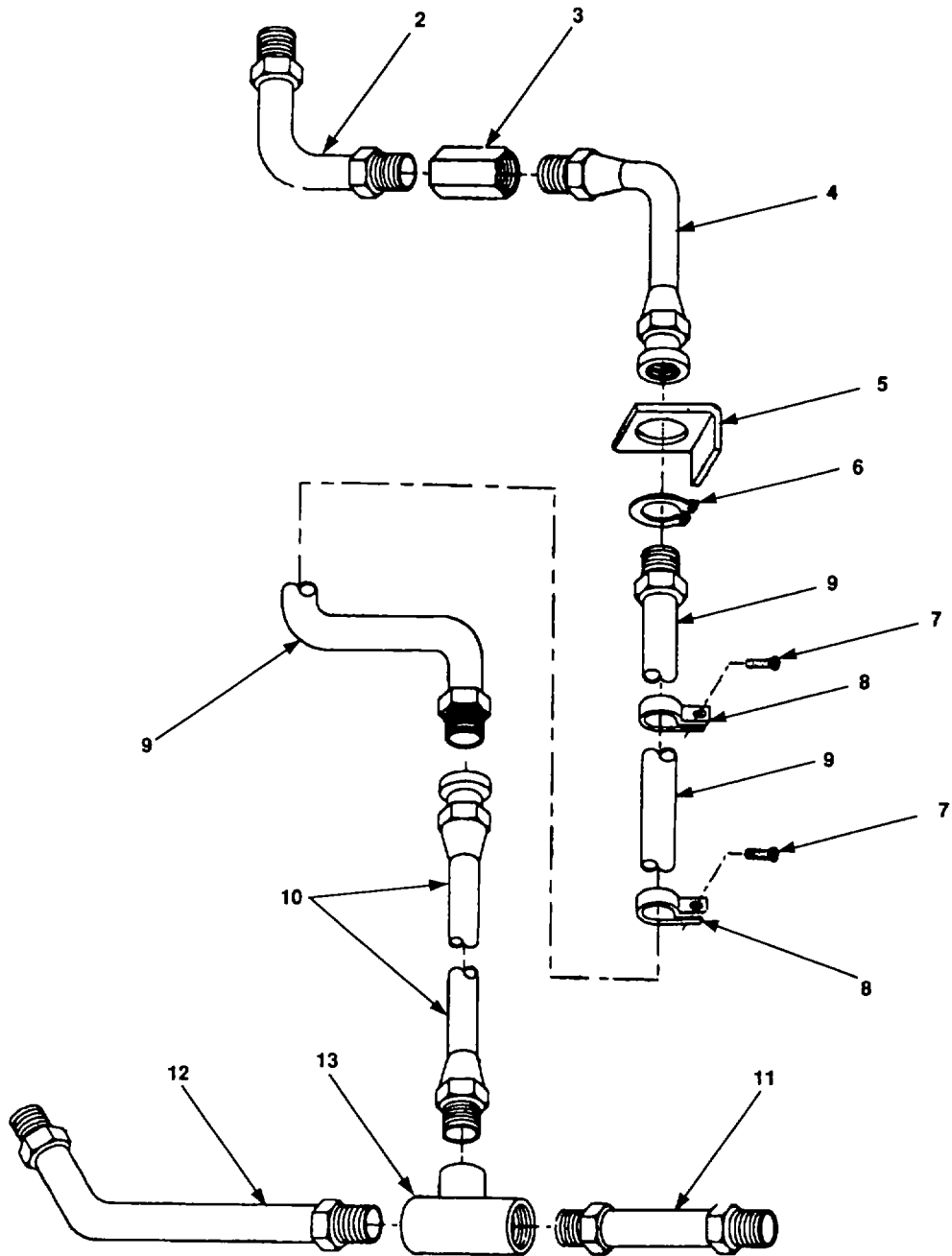


Figure 191. Brake Lines

SECTION II

TM 10-4320-344-24P-3

(1) ITEM NO	(2) SMR CODE	(3) CAGEC	(4) PART NUMBER	(5) DESCRIPTION AND USABLE ON CODES(UOC)	(6) QTY
				GROUP 12 WHEEL MOUNTED FRAME ASSEMBLY	
				FIG. 191 BRAKE LINES	
1	XBOZZ	05748	76045	HYDRAULIC KIT FITTING AND TUBING,	1
				TRAILER ASSEMBLY	
2	XBOZZ	05748	76295	TUBE ASSEMBLY, METAL	1
3	XBOZZ	05748	76734	COUPLING, PIPE	1
4	XBOZZ	05748	76735	HOSE ASSEMBLY, NONME	1
5	XBOZZ	05748	76736	BRACKET, ANGLE	2
6	XBOZZ	05748	76737	CLIP, RETAINING	2
7	XBOZZ	05748	16660	SCREW, TAPPING, THREA	2
8	XBOZZ	05748	71170	CLAMP, LOOP	2
9	XBOZZ	05748	76739	TUBE ASSEMBLY, METAL	1
10	XBOZZ	44940	76740	HOSE ASSEMBLY, NONME	1
11	XBOZZ	05748	76741	TUBE ASSEMBLY, METAL	1
12	XBOZZ	05748	76742	TUBE ASSEMBLY, METAL	1
13	XBOZZ	93072	1621	TEE, TUBE	1

END OF FIGURE

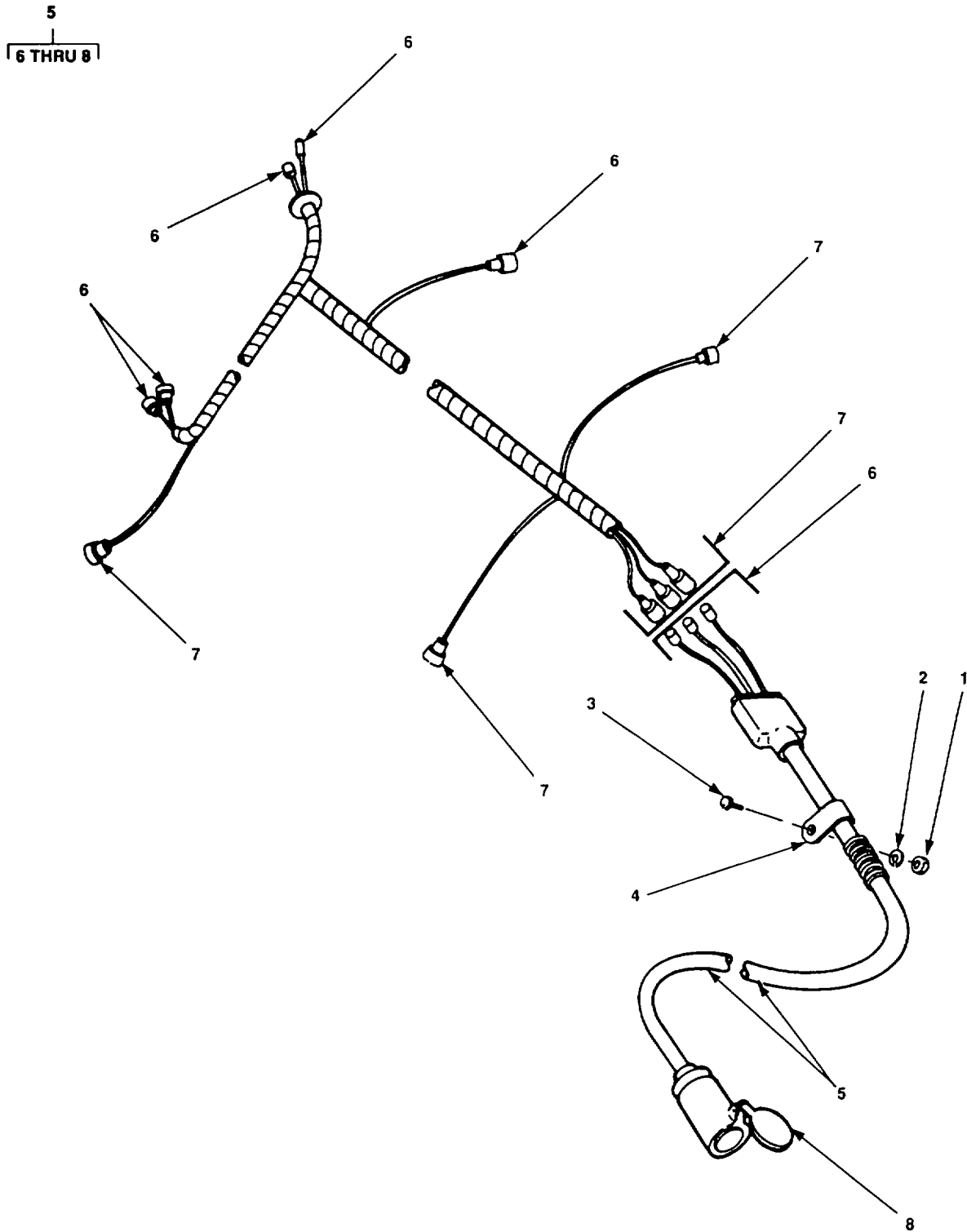


Figure 192. Wiring Harness, Trailer

SECTION II

TM 10-4320-344-24P-3

(1) ITEM NO	(2) SMR CODE	(3) CAGEC	(4) PART NUMBER	(5) DESCRIPTION AND USABLE ON CODES(UOC)	(6) QTY
				GROUP 12 WHEEL MOUNTED FRAME ASSEMBLY	
				FIG. 192 WIRING HARNESS, TRAILER	
1	XBOZZ	05748	15361	NUT, PLAIN, HEXAGON	3
2	XBOZZ	96906	MS35335-32	WASHER, LOCK	3
3	XBOZZ	96906	MS35206-263	SCREW, MACHINE	3
4	XBOZZ	96906	MS21919WDF10	CLAMP, LOOP	3
5	XBOZZ	05748	76167SA	WIRE HARNESS ASSEMBLY, TRAILER	1
				ASSEMBLY	
6	PAOZA	96906	MS27144-1	CONNECTOR, PLUG, ELEC MALE	8
7	PAOZZ	96906	MS27142-2	CONNECTOR, PLUG, ELEC	8
8	XBOZZ	05748	30736	CONNECTOR INTERVEHICULAR	1

END OF FIGURE

SECTION II

TM 10-4320-344-24P-3

(1) ITEM NO	(2) SMR CODE	(3) CAGEC	(4) PART NUMBER	(5) DESCRIPTION AND USABLE ON CODES(UOC)	(6) QTY
				GROUP 13. BULK MATERIALS	
				FIG. BULK	
1	PAOZZ	05748	CS1200V	CABLE	V
2	PAOZZ	05748	CS1100V	CABLE	V
3	PAOZZ	81349	MIL-H-13444	HOSE, RUBBER, FUEL	V
4	XBOZZ	79172	RP23 4503	TUBING 5/8 IN (PVC).....	V
5	XBOZZ	09680	D-239386	TUBING, R-15	V
6	PAOZZ	78174	CSOOV	WIRE, ELECTRICAL	V
7	PAOZZ	81349	M5086/1-14-0	WIRE, ELECTRICAL 14 AWG, BROWN	V
8	PAOZZ	81349	M5086/1-14-1	WIRE, ELECTRICAL	V
9	PAOZZ	81349	M5086/1-14-2	WIRE, ELECTRICAL 14 AWG, RED	V
10	PAOZZ	81349	M5086/1-14-3	WIRE, ELECTRICAL 14 AWG, ORANGE	V
11	PAOZZ	81349	M5086/1-14-4	WIRE, ELECTRICAL 14 AWG, YELLOW	V
12	PAOZZ	81349	M5086/1-14-5	WIRE, ELECTRICAL 14 AWG, GREEN	V
13	PAOZZ	81349	M5086/1-14-6	WIRE, ELECTRICAL 14 AWG, BLUE	V
14	PAOZZ	81349	M5086/1-14-7	WIRE, ELECTRICAL 14 AWG, VIOLET	V
15	PAOZZ	81349	M5086/1-14-8	WIRE, ELECTRICAL 14 AWG, GREY	V
16	PAOZZ	81349	M5086/1-14-9	WIRE, ELECTRICAL 14 AWG, WHITE	V
17	PAOZZ	81349	M5086/1-18-0	WIRE, ELECTRICAL 18 AWG, BLACK	V
18	PAOZZ	81349	M5086/1-18-2	WIRE, ELECTRICAL 18 AWG, RED	V
19	PAOZZ	81349	M5086/1-18-5	WIRE, ELECTRICAL 18 AWG, GREEN	V
20	PAOZZ	81349	M5086/1-18-6	WIRE, ELECTRICAL	V

END OF FIGURE

BULK-1




Figure 193. Special Tools (Sheet 1 of 3)

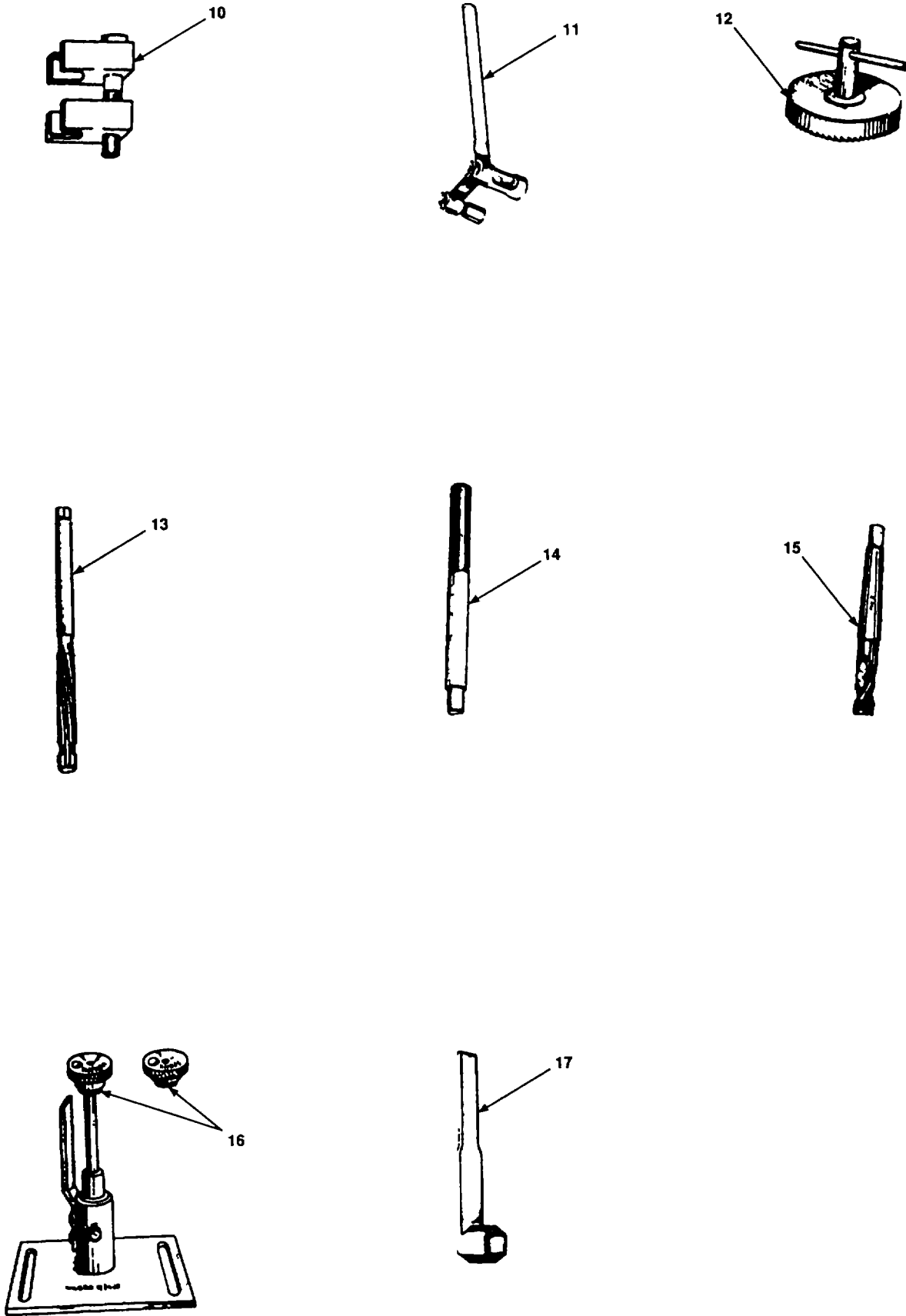


Figure 193. Special Tools (Sheet 2 of 3)

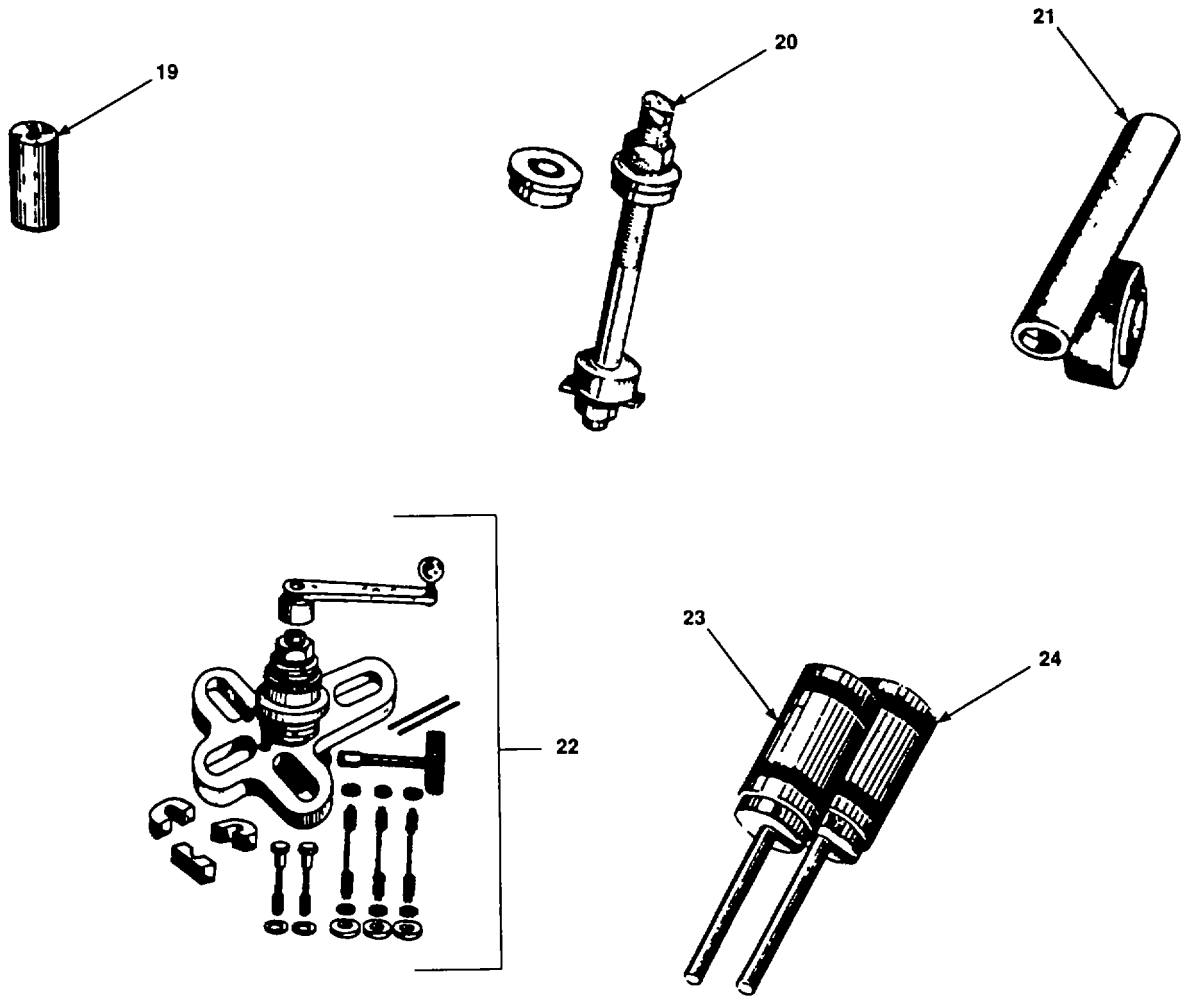


Figure 193. Special Tools (Sheet 3 of 3)

SECTION II

TM 10-4320-344-24P-3 C01

(1) ITEM NO	(2) SMR CODE	(3) CAGEC	(4) PART NUMBER	(5) DESCRIPTION AND USABLE ON CODES(UOC)	(6) QTY
GROUP 14 SPECIAL TOOLS					
FIG. 193 SPECIAL TOOLS					
1	PAOZZ	62445	003-0463	PULLER, MECHANICAL	
2	PFOZZ	36719	150800	EXTRACTOR, INJECTOR.....	
3	PFOZZ	62445	003-0434	REMOVAL TOOL, SEAL R.....	
4	XDFZZ	62445	003-3345	INJECTION PUMP TEST	
5	PDFZZ	62445	003-0678	POINTER, DIAL	
6	PDFZZ	62445	003-0498	JIG, GAGE BLOCK	
7	XDFZZ	62445	003-1038	PUMP LEVER	
8	PFOZZ	62445	003-1189	INJECTION PUMP, TIME	
9	PFOZZ	62445	003-0798	INSTALLING TOOL, PIS	
10	XDFZZ	19099	125310	PUSH ROD TUBE SPRIN	
11	PDHZZ	62445	003-0504	COMPRESSOR, VALVE SP.....	
12	PDHZZ	62445	003-0426	CUTTING DEVICE	
13	PDHZZ	62445	003-0452	REAMER, HAND	
14	PDHZZ	62445	003-0453	INSERTER AND REMOVE.....	
15	PDHZZ	62445	003-0652	REAMER, HAND	
16	PDHZZ	62445	003-0650	PILOT, COUNTERSINK	
17	PFOZZ	62445	003-0446	TOOL, LOCKING	
18	PDHZZ	62445	003-0438	GAGE, WEAR	
19	PDHZZ	B2445	003-0433	INSERTER AND REMOVE.....	
20	PDHZZ	62445	003-0448	INSERTER, BEARING AN.....	
21	PDHZZ	62445	003-1133	REFACING DEVICE.....	
22	PDHZZ	62445	003-0620	MANDREL, EXPANSION INTAKE.....	
23	PDHZZ	62445	003-0441	MANDREL, EXPANSION EXHAUST	

END OF FIGURE

CROSS-REFERENCE INDEXES
NATIONAL STOCK NUMBER INDEX

STOCK NUMBER	FIG.	ITEM	STOCK NUMBER	FIG.	ITEM
2815-00-003-0021	174	8	3460-01-189-7942	193	22
5355-00-009-5281	133	1	3460-01-189-7943	193	23
4730-00-028-7021	139	3	5120-01-190-8664	193	17
	144	11	5120-01-191-4503	193	11
5306-00-050-1237	133	2	5330-01-191-8167	170	17
5305-00-071-2064	143	3	2990-01-192-5664	132	7
5305-00-071-2072	142	6	3120-01-192-5794	181	5
	142	35	2910-01-192-5907	146	4
5940-00-143-4771	138	5	5365-01-193-7160	176	23
5940-00-143-4774	138	3	5306-01-193-9282	142	8
5940-00-143-4780	138	2	5930-01-194-7355	156	5
4030-00-153-8711	190	39	5330-01-194-9950	158	13
5935-00-167-7775	192	6	3120-01-194-9980	181	6
5940-00-204-8966	138	10	5330-01-195-5622	171	4
5306-00-226-4824	132	4	5310-01-196-3870	146	1
5940-00-283-5280	138	1		165	1
4730-00-366-3011	141	2	4820-01-197-4745	147	4
5310-00-407-9566	132	5	5365-01-201-1890	181	8
	133	3	5365-01-202-3642	181	7
	136	13	5110-01-203-7945	193	13
5935-00-462-6603	192	7	5120-01-203-7948	193	12
6145-00-578-7516	BULK	16	5120-01-203-7951	193	21
5310-00-584-5272	142	12	5330-01-204-3188	145	9
5310-00-584-7888	141	4	5330-01-204-3195	145	6
5310-00-637-9541	132	13	5330-01-204-3196	145	8
5305-00-638-9837	132	14	4330-01-204-3285	145	11
4720-00-725-4058	134	5	4330-01-204-3286	145	10
5310-00-761-3706	142	11	3460-01-204-5069	193	16
5310-00-809-4085	143	4	5110-01-204-5070	193	15
5920-00-879-6285	137	15	5120-01-204-5073	193	14
5310-00-880-7744	136	12	5355-01-206-6502	193	5
5310-00-934-9750	132	12	5330-01-209-7031	164	11
5330-01-012-8855	147	7	5330-01-209-7032	164	13
5330-01-012-8857	146	5	5310-01-209-7211	149	1
5310-01-013-5628	146	2		153	8
5310-01-013-5630	159	5	6220-01-210-4190	188	7
5330-01-013-8615	182	1	5330-01-210-4983	182	5
5330-01-016-0579	190	5	6145-01-237-3990	BULK	12
2910-01-021-4154	146	3	6145-01-237-6924	BULK	7
2815-01-021-9068	174	23	6145-01-237-6925	BULK	13
9905-01-107-6999	188	3	6145-01-237-6926	BULK	11
9905-01-109-3375	188	2	6145-01-237-9480	BULK	8
4730-01-151-0021	144	3	6145-01-239-0679	BULK	10
2920-01-177-5269	154	9	5310-01-239-1304	149	2
5330-01-188-0851	182	26		153	9
5365-01-188-1089	174	25	5210-01-247-6125	193	18
2910-01-188-3469	150	1	5120-01-247-6131	193	1
4730-01-188-8241	144	10	5310-01-250-3730	144	2
5120-01-189-3440	193	3	5940-01-262-5783	135	13
3460-01-189-6886	193	6	5940-01-263-7801	135	12

CROSS-REFERENCE INDEXES
NATIONAL STOCK NUMBER INDEX

STOCK NUMBER	FIG.	ITEM	STOCK NUMBER	FIG.	ITEM
3030-01-270-9659	152	2			
2920-01-273-7439	155	3			
3030-01-273-7450	152	1			
5330-01-273-7454	132	21			
5310-01-273-7519	145	13			
4730-01-273-7523	158	3			
5305-01-273-7536	143	6			
5340-01-273-7547	156	1			
5305-01-273-7552	132	18			
	166	8			
2910-01-273-7613	145	3			
2950-01-273-7625	166	10			
2910-01-273-7626	150	2			
2940-01-273-7632	133	6			
3110-01-274-2049	171	15			
2910-01-274-2127	149	3			
5340-01-274-4400	159	7			
5305-01-274-4403	178	12			
4330-01-274-4454	161	1			
5330-01-274-7405	165	18			
2805-01-274-7421	179	2			
5365-01-274-7435	174	25			
5365-01-274-7436	174	25			
6680-01-274-7448	182	27			
6145-01-276-1531	BULK	9			
6680-01-276-3681	137	8			
6145-01-276-5866	BULK	19			
6145-01-276-7554	BULK	17			
6145-01-277-4480	BULK	20			
5330-01-278-6910	176	21			
5325-01-278-6927	136	15			
	137	38			
4320-01-279-1566	182	25			
5210-01-280-3591	193	8			
6145-01-283-4530	BULK	6			
5120-01-283-8619	193	20			
5120-01-333-3140	193	2			
6685-01-359-1758	137	9			
5330-01-364-4896	132	17			
5330-01-364-4897	132	16			

CROSS-REFERENCE INDEXES

PART NUMBER INDEX

CAGEC	PART NUMBER	STOCK NUMBER	FIG.	ITEM
36719	BF6L913	132		
78174	BP11U	5940-01-263-7801	135	12
78174	BP319	5940-01-262-5783	135	13
64467	BW42		137	5
78174	CSOOV	6145-01-283-4530	BULK	6
05748	CS11OOV		BULK	2
05748	CS1200V		BULK	1
09680	D-239386		BULK	5
94189	D12046		185	4
18265	FHG09-0024		133	4
81349	F02A125VIOAS	5920-00-879-6285	137	15
18265	GAH00-0468		133	8
35871	HAS12		163	1
19099	JOHN		183	12
19099	JOHN1		185	1
18265	MAM08-5090	2990-01-192-5664	132	7
81349	MIL-H-13444		BULK	3
96906	MS21919WDF100		192	4
96906	MS25036-102	5940-00-204-8966	138	10
96906	MS25036-103	5940-00-143-4771	138	5
96906	MS25036-106	5940-00-283-5280	138	1
			140	1
96906	MS25036-108	5940-00-143-4780	138	2
96906	MS25036-153	5940-00-143-4774	138	3
96906	MS27142-2	5935-00-462-6603	192	7
96906	MS27144-1	5935-00-167-7775	192	6
96096	MS27183-10		136	4
96906	MS27183-16	5310-00-809-4085	143	4
96906	MS27183-18		142	5
			183	2
96906	MS35206-263		140	14
			192	3
96906	MS35307-366	5305-00-638-9837	132	14
96906	MS35335-32		140	13
			192	2
96906	MS35338-44		135	2
			136	2
			137	32
			188	5
96906	MS35338-45	5310-00-407-9566	132	5
			133	3
			136	13
96906	MS35338-46	5310-00-637-9541	132	13
			135	8
			186	4
96906	MS35338-47		143	2
96906	MS35338-48		142	2
		5310-00-584-5272	142	12
96906	MS35338-51	5310-00-584-7888	141	4
96906	MS35650-384	5310-00-934-9750	132	12
96906	MS45904-64		137	27

CROSS-REFERENCE INDEXES

PART NUMBER INDEX

CAGEC	PART NUMBER	STOCK NUMBER	FIG.	ITEM
96906	MS51967-11		143	1
96906	MS51967-15	5310-00-761-3706	142	11
96906	MS51967-2		135	1
			136	1
			137	31
			188	4
96906	MS51967-23		141	6
96906	MS51967-5	5310-00-880-7744	136	12
96906	MS51967-8		135	7
			186	3
96906	MS51975-29		186	6
96906	MS90727-31	5306-00-050-1237	133	2
96906	MS90728-101	5305-00-071-2064	143	3
96906	MS90728-111		183	3
96906	MS90728-113		142	4
96906	MS90728-116	5305-00-071-2072	142	6
			142	35
96906	MS90728-187		141	3
96906	MS90728-31	5306-00-226-4824	132	4
96906	MS90728-6		136	3
			188	6
96906	MS90728-7		137	33
81349	M5086/1-14-0	6145-01-237-6924	BULK	7
81349	M5086/1-14-1	6145-01-237-9480	BULK	8
81349	M5086/1-14-2	6145-01-276-1531	BULK	9
81349	M5086/1-14-3	6145-01-239-0679	BULK	10
81349	M5086/1-14-4	6145-01-237-6926	BULK	11
81349	M5086/1-14-5	6145-01-237-3990	BULK	12
81349	M5086/1-14-6	6145-01-237-6925	BULK	13
81349	M5086/1-14-7		BULK	14
81349	M5086/1-14-8		BULK	15
81349	M5086/1-14-9	6145-00-578-7516	BULK	16
81349	M5086/1-18-0	6145-01-276-7554	BULK	17
81349	M5086/1-18-2		BULK	18
81349	M5086/1-18-5	6145-01-276-5866	BULK	19
81349	M5086/1-18-6	6145-01-277-4480	BULK	20
18265	P-6407		132	1
18265	P00-4073		133	5
18265	P10-1291	4720-00-725-4058	134	5
18265	P18-2063	2940-01-273-7632	133	6
18265	RBX00-2251	5355-00-009-5281	133	1
79172	RP23 4503		BULK	4
53867	0 001 365 004	2920-01-273-7439	155	3
53867	0 192 052 005		154	10
53867	0 410 886 915	2910-01-274-2127	149	3
62445	003-0426	5120-01-203-7948	193	12
B2445	003-0433		193	19
62445	003-0434	5120-01-189-3440	193	3
62445	003-0438	5210-01-247-6125	193	18
62445	003-0441	3460-01-189-7943	193	23
62445	003-0446	5120-01-190-8664	193	17

CROSS-REFERENCE INDEXES

CAGEC	PART NUMBER	PART NUMBER INDEX		FIG.	ITEM
			STOCK NUMBER		
62445	003-0448		5120-01-283-8619	193	20
62445	003-0452		5110-01-203-7945	193	13
62445	003-0453		5120-01-204-5073	193	14
62445	003-0463		5120-01-247-6131	193	1
62445	003-0498		3460-01-189-6886	193	6
62445	003-0504		5120-01-191-4503	193	11
62445	003-0620		3460-01-189-7942	193	22
62445	003-0650		3460-01-204-5069	193	16
62445	003-0652		5110-01-204-5070	193	15
62445	003-0678		5355-01-206-6502	193	5
62445	003-0798			193	9
62445	003-1038			193	7
62445	003-1133		5120-01-203-7951	193	21
62445	003-1189		5210-01-280-3591	193	8
62445	003-2043		4820-01-197-4745	147	4
62445	003-3345			193	4
05748	01138			141	8
36719	0150-40-500 6560			170	
05748	02374			137	35
05748	02466			142	36
05748	03204			142	32
05748	03221			142	31
05748	03222			142	33
05748	05254			142	24
94189	10209			190	23
94189	10405			190	32
94189	10526			190	3
94189	10527			190	4
94189	10541			190	6
94189	10552		5330-01-016-0579	190	5
94189	10555		4030-00-153-8711	190	39
62445	110 1294			156	4
62445	110 7283			176	5
36719	110-1428			143	7
36719	110-2298			151	21
				176	15
36719	110-3316			151	3
				153	1
				157	6
				165	3
				166	3
				170	10
36719	110-3735			154	15
36719	110-4935		5305-01-274-4403	178	12
36719	110-7095			153	7
				170	7
36719	110-7101			170	16
62445	110-7105		5310-01-239-1304	149	2
				153	9
				161	3
				162	2

CROSS-REFERENCE INDEXES

CAGEC	PART NUMBER	PART NUMBER INDEX		FIG.	ITEM
			STOCK NUMBER		
62445	110-7105			171	6
36719	110-7548			158	2
				164	7
				169	2
36719	110-7550			166	9
36719	110-7818			171	13
36719	110-7827			179	7
36719	11002797			170	6
62445	1100940			161	4
62445	1102193			164	9
62445	1102659		5310-01-209-7211	149	1
				153	8
				154	11
				171	5
				173	6
				174	19
36719	1102797		5310-01-013-5628	146	2
				147	10
				157	4
				159	2
				166	2
				170	3
				176	2
				178	2
36719	1102799			158	9
			5310-01-013-5630	159	5
				165	8
				170	15
				176	13
				178	10
62445	1102800			155	2
				158	11
				173	7
				176	9
				178	5
62445	1105166			181	13
36719	1107101			145	2
				151	15
				167	2
				168	2
				173	3
				176	20
				182	3
62445	1107556			176	17
62445	111 1336			158	10
62445	111 1385			161	2
62445	111 7861			165	2
62445	111 8783			164	5
36719	111-0178			151	9
62445	111-0422			182	17
36719	111-0561			175	4

CROSS-REFERENCE INDEXES

CAGEC	PART NUMBER	PART NUMBER INDEX		FIG.	ITEM
			STOCK NUMBER		
36719	111-0641			169	3
36719	111-0664			178	6
36719	111-0784		5305-01-273-7536	143	6
36719	111-1221			169	4
36719	111-1319			171	7
36719	111-1336			176	8
36719	111-1378			153	10
				154	14
36719	111-1395			162	1
62445	111-2232			145	12
62445	111-2240			147	11
				159	3
				170	8
				176	1
36719	111-2307			151	1
				170	14
36719	111-2476			153	11
62445	111-2813		5310-01-196-3870	146	1
				147	9
				153	5
				157	3
				159	1
				165	1
				166	1
				170	5
				173	15
62445	111-3476			173	9
62445	111-5333			182	20
36719	111-5451			172	5
62445	111-7869			132	19
36719	111-8647			147	3
36719	111-8659		5310-01-250-3730	144	2
				182	7
36719	111-8986			182	15
62445	111-9611			157	2
36719	1110565			157	1
62445	1110577			145	1
				158	1
				164	6
62445	1110606			165	13
62445	1110688			177	11
62445	1111153			154	1
62445	1111168			176	18
62445	1111179			176	19
62445	1111193			151	12
				154	5
				159	4
36719	1112232			170	2
				178	1
62445	1112295			158	8
				176	12

CROSS-REFERENCE INDEXES

CAGEC	PART NUMBER	PART NUMBER INDEX		FIG.	ITEM
			STOCK NUMBER		
62445	1112295			178	9
62445	1112299			165	7
				176	4
36719	1112322			182	2
62445	1112341			173	1
36719	1112418			155	1
62445	1112429		5306-01-193-9282	142	8
				178	4
62445	1113148			173	17
62445	1115459			176	14
62445	1115464			181	10
36719	1118673			182	18
36719	1118688			144	9
				145	15
			5330-01-012-8855	147	7
				161	5
62445	1118727			182	9
62445	1118760			174	3
				182	16
62445	1118998			182	6
36719	1119231			147	2
36719	1119237			144	1
62445	1119246			144	8
				147	6
62445	112 2399			158	7 1
62445	112 2477			154	8
				169	1
				174	6
				177	3
36719	112-2399			176	10
36719	112-5788			167	6
36719	112-7679			176	16
62445	1124753			174	7
62445	1125801			143	5
62445	113 1092			167	8
				168	9
62445	1132314			171	2
62445	1135976			174	22
62445	1136990			181	1
36719	116 5975			182	28
36719	116-2449			167	4
36719	116-5789			168	3
36719	116-5839			182	14
62445	116-7269			182	29
36719	116-8544		6680-01-276-3681	137	8
62445	1160592			170	13
36719	1162625		5330-01-012-8857	146	5
62445	1166103			149	4
62445	1166111		5330-01-194-9950	158	13
				177	5
62445	1166951			175	1

CROSS-REFERENCE INDEXES

CAGEC	PART NUMBER	PART NUMBER INDEX		FIG.	ITEM
			STOCK NUMBER		
62445	1167010			181	12
				182	11
62445	1167266			182	23
36719	1168817		2815-00-003-0021	174	8
62445	1169557		4730-01-151-0021	144	3
62445	1169689			165	14
36719	117-0290			147	12
36719	117-0294			147	13
				170	9
36719	117-1469		6680-01-274-7448	182	27
36719	117-1646		3110-01-274-2049	171	15
36719	117-1763			151	19
				156	6
36719	117-1775			179	5
36719	117-1777			179	3
36719	117-2745			179	6
36719	117-2979		5340-01-273-7547	156	1
36719	117-3066			151	7
36719	117-3155			153	6
36719	117-3156			151	8
36719	117-3400			179	4
36719	117-3409		4730-01-273-7523	158	3
62445	117-3940			168	4
62445	117-3941			166	6
36719	117-4420		4330-01-274-4454	161	1
19099	117-4429AR			144	6
19099	117-4429AR1			144	7
36719	117-4482		4330-01-204-3285	145	11
36719	117-4540			172	1
62445	117-5628			158	4
62445	117-5634			166	7
62445	117-5640			168	6
62445	1170580			181	11
				182	10
62445	1171617		2920-01-177-5269	154	9
62445	1172303			175	5
62445	1173838		5330-01-188-0851	182	26
62445	1174190			149	5
62445	1174191			177	9
62445	1174192			177	10
62445	1174194			177	1
62445	1174605			165	11
94189	12099			190	20
36719	121-5567			182	12
36719	121-5748			154	2
36719	121-5749			154	13
36719	121-5850			157	5
				170	4
				176	3
36719	121-6095			171	10
62445	121-6107			181	2

CROSS-REFERENCE INDEXES

PART NUMBER INDEX

CAGEC	PART NUMBER	STOCK NUMBER	FIG.	ITEM
36719	121-6108		177	2
36719	121-6123		171	9
36719	121-6240		182	24
62445	121-6307		173	2
36719	121-6697		157	7
62445	1211206		151	11
36719	1213240		165	6
36719	1213241		165	4
62445	1214987		182	8
62445	1215235		182	19
36719	1215500		174	17
62445	1216080		173	8
62445	1216128		175	2
62445	1216151		164	8
36719	1216492		147	1
62445	1216511		159	10
36719	123 6291		176	22
62445	1236290	5365-01-193-7160	176	23
76445	12426		190	28
94189	12427		190	26
94189	12503		190	17
19099	125310		193	10
36719	126 0049	2910-01-192-5907	146	4
62445	1290579	4730-01-188-8241	144	10
05748	13301		142	21
19099	13444AR		139	4
			144	12
			160	5
36719	1400708		163	4
94189	1449-01		190	35
94189	15070		190	7
36719	150800	5120-01-333-3140	193	2
05748	15361		140	12
			192	1
94189	15934		190	30
94189	15935		190	27
94189	16016		190	
94189	16018		190	38
94189	16019		190	37
94189	16087		190	31
94189	16137		190	34
93072	1621		191	13
05748	16660		191	7
05748	18327		183	10
19099	18328		183	9
05748	18329SA		183	8
36719	210-1887		159	9
36719	210-2313		178	11
62445	2101007		177	15
36719	2101681		174	4
62445	2101802	5330-01-191-8167	170	17

CROSS-REFERENCE INDEXES

CAGEC	PART NUMBER INDEX		FIG.	ITEM
	PART NUMBER	STOCK NUMBER		
36719	213 7301		174	15
62445	213 8185		181	4
36719	213 8563		179	10
36719	213 9600		173	14
36719	213 9737		182	22
36719	213-1191		159	6
36719	213-3557		145	7
36719	213-3558	4330-01-204-3286	145	10
36719	213-3559		145	5
62445	213-3560	5330-01-204-3195	145	6
36719	213-3561		145	4
62445	213-3562	5330-01-204-3196	145	8
36719	213-3883		179	8
36719	213-4045		167	3
36719	213-4064		168	5
36719	213-4099		170	1
36719	213-4114		176	7
62445	213-4469	5330-01-204-3188	145	9
36719	213-5104	5310-01-273-7519	145	13
36719	213-5105		145	14
36719	213-5724	5340-01-274-4400	159	7
36719	213-6648		165	9
62445	213-7580		174	21
36719	213-7612	5330-01-274-7405	165	18
36719	213-8201		165	10
36719	213-9389		162	3
36719	213-9390		162	3
36719	213-9405		181	9
36719	213-9448		170	18
36719	213-9460		162	3
36719	2131029		174	12
36719	2131081		178	14
36719	2133871		179	12
36719	2134209		158	6
36719	2134266		157	11
36719	2134712		168	7
62445	2136101		179	11
62445	2136434	5330-01-195-5622	171	4
62445	2136596		174	2
62445	2136720	5330-01-209-7031	164	11
62445	2137015		180	2
36719	2137256		174	25
36719	2137302		174	14
36719	2137306		174	16
36719	2137534		147	5
62445	2137568	2910-01-188-3469	150	1
36719	2137909		166	11
36719	2137938		147	16
62445	2137951		174	20
12445	2138184		181	3
36719	2138266		163	3

CROSS-REFERENCE INDEXES

PART NUMBER INDEX

CAGEC	PART NUMBER	STOCK NUMBER	FIG.	ITEM
36719	216-3210		143	9
36719	216-4969		154	4
36719	216-7770		172	3
36719	223 0704		168	8
62445	223 5461		169	5
62445	223 7221		174	13
62445	223 8021		177	8
36719	223-0216	2815-01-021-9068	174	23
36719	223-0422		162	4
36719	223-1082		182	21
36719	223-1127	5330-01-273-7454	132	21
36719	223-1138		132	20
36719	223-1455		175	3
36719	223-1747		181	15
36719	223-1944		170	19
36719	223-2033		166	5
36719	223-2059		179	9
36719	223-2079		157	10
36719	223-2347		147	8
36719	223-2450	2950-01-273-7625	166	10
36719	223-2528		174	18
36719	223-3056		158	12
36719	223-3098		175	6
36719	223-3210		158	5
62445	223-3228		164	10
36719	223-3272	2910-01-273-7626	150	2
36719	223-3273		150	3
36719	223-4458		161	6
36719	223-4556		151	18
			153	12
36719	223-4784		173	4
36719	223-4870		182	4
36719	223-5177	3030-01-273-7450	152	1
36719	223-5236	2805-01-274-7421	179	2
62445	223-5715		157	8
36719	223-5946		176	24
36719	223-6669		182	30
36719	223-6683		179	1
36719	223-7234		165	17
36719	223-7346		165	16
36719	223-7453		147	18
36719	223-7454		147	19
36719	223-7455		147	20
36719	223-7668		154	18
36719	223-7681		180	1
36719	223-7846		171	17
36719	223-7847		171	3
36719	223-7848		171	12
36719	223-7849		171	16
36719	223-7850		171	14
36719	223-7923		165	15

CROSS-REFERENCE INDEXES

PART NUMBER INDEX

CAGEC	PART NUMBER	STOCK NUMBER	FIG.	ITEM
36719	223-7959		171	11
36719	223-8064		171	8
36719	223-8076		171	1
36719	223-8156		163	2
36719	223-8209		165	5
36719	223-8548		167	5
36719	223-9331	5365-01-274-7436	174	25
36719	223-9340		151	6
36719	223-9550	2910-01-021-4154	146	3
36719	223-9591	4320-01-279-1566	182	25
36719	223-9656		151	16
62445	223-9724		174	1
36719	223-9983		165	12
62445	2230170	5365-01-201-1890	181	8
62445	2230181	5365-01-202-3642	181	7
62445	2230761		164	12
62445	2230849		173	12
62445	2232281		159	8
62445	2232840		173	20
62445	2232963	5365-01-188-1089	174	25
62445	2234172		177	14
62445	2235180	3030-01-270-9659	152	2
36719	2235183		179	13
36719	2236804		174	24
62445	2237256		181	14
36719	2237450		147	15
36719	2237452		147	17
36719	2237661		173	13
62445	2237665		173	10
62445	2238077		177	4
62445	2238081		177	7
62445	2238083		177	6
36719	224-0193		178	13
36719	224-1219		154	6
36719	224-2050		178	8
36719	224-2271		151	10
36719	224-4844		156	7
36719	224-5024		156	2
36719	224-5062		151	20
			156	3
36719	224-5254		153	13
36719	224-5518		172	4
36719	224-5599		151	14
36719	224-5607		151	22
36719	224-5618		151	17
36719	224-5641		153	3
36719	224-5654		151	13
36719	224-6170		143	8
62445	224-7073	5930-01-194-7355	156	5
36719	224-7094		172	2
62445	224-8132		145	16

CROSS-REFERENCE INDEXES

CAGEC	PART NUMBER	PART NUMBER INDEX		FIG.	ITEM
		PART NUMBER	STOCK NUMBER		
62445	224-8154		2910-01-273-7613	145	3
94189	23458			190	18
05748	23462			136	14
94189	23744			190	16
94189	23745			190	19
05748	23810			142	22
36719	241-1054			167	1
				168	1
36719	241-9071			153	4
62445	242 0249		5330-01-364-4896	132	17
05748	26953			164	2
05748	28029			137	36
05748	28173			142	1
				183	1
05748	29863			142	26
05748	30735		5325-01-278-6927	136	15
				137	38
05748	30736			192	8
96046	30862		4730-00-366-3011	141	2
05748	30863			139	2
				144	5
				160	3
05748	31056			139	1
				144	4
				160	2
83187	314-567			185	3
62445	331-2840			151	4
				153	2
19099	3333333			140	11
62445	336 1218		5330-01-364-4897	132	16
36719	336-0758			154	17
36719	336-2211			154	12
36719	336-3948			151	2
				154	7
36719	336-3972			154	3
36719	336-3990			154	16
36719	336-4077			178	3
62445	336-7789			180	3
62445	3361809			170	11
62445	3362279		3120-01-194-9980	181	6
62445	3362337		5330-01-210-4983	182	5
62445	3362379		3120-01-192-5794	181	5
62445	3362538			177	13
62445	3362581		5330-01-209-7032	164	13
36719	3365861			173	18
36719	33662541			177	12
36719	3369305			174	10
36719	337 1692			173	5
62445	337-1666			174	5
62445	337-1867			173	11
36719	337-2164			150	4

CROSS-REFERENCE INDEXES

CAGEC	PART NUMBER	PART NUMBER INDEX		FIG.	ITEM
			STOCK NUMBER		
36719	3371689			167	7
36719	3371748			174	9
62445	3371836			173	19
62445	3371845			173	16
36719	3371876			173	22
62445	3371885			173	24
36719	3371887			173	23
36719	3371888			173	21
62445	3372269			147	14
36719	347-0246		5305-01-273-7552	132	18
				166	8
05748	38087			137	19
81834	40052		9905-01-109-3375	188	2
81834	40053		9905-01-107-6999	188	3
62445	415 0782		5330-01-278-6910	176	21
62445	415 1599			170	12
36719	415-0203			151	5
36719	415-0264		5365-01-274-7435	174	25
62445	415-0697			171	
36719	4150783		5330-01-013-8615	182	1
62445	4151774			166	4
81834	45262		6220-01-210-4190	188	7
09393	500450601			183	7
81834	50892			188	1
05748	58123			135	5
05748	5817			164	3
05748	60646			142	28
05748	61752SA			185	2
05748	62638			136	10
				137	20
05748	65458			132	8
				142	9
05748	70089			142	3
05748	70899			137	3
05748	71170			191	8
05748	73479			136	11
05748	74253			137	16
05748	74258			137	13
05748	74391			140	15
05748	74397			140	16
05748	74479			142	15
05748	75388SA			142	10
05748	75392			142	29
05748	75399			142	13
05748	75501			142	20
05748	75505			142	37
05748	75506			142	19
05748	75514			142	30
05748	75532			142	14
05748	75979			141	1
05748	76015			148	1

CROSS-REFERENCE INDEXES

CAGEC	PART NUMBER	PART NUMBER INDEX		FIG.	ITEM
			STOCK NUMBER		
05748	76016			137	30
05748	76017			137	29
05748	76018			178	7
05748	76019			140	2
05748	76020			148	2
05748	76021			137	7
05748	76022			137	2
05748	76025			183	14
05748	76028			142	7
05748	76035			183	4
05748	76040			189	2
05748	76041			189	1
05748	76043SA			184	1
05748	76045			191	1
05748	76048			185	5
05748	76050			189	3
05748	76060			137	25
05748	76061			137	22
05748	76062			137	21
05748	76063SA			137	39
05748	76064			137	6
05748	76065			137	1
05748	76066			137	17
05748	76067			137	10
96046	76068	6685-01-359-1758		137	9
05748	76070			137	11
05748	76072			134	3
05748	76074			137	26
05748	76075			137	28
05748	760835A			186	9
05748	76093SA			164	4
05748	76152SA			183	6
05748	76155			135	6
05748	76157SA			135	
05748	76160SA			186	2
05748	76161			142	16
05748	761665A			140	
19099	761665A-1,W2			140	7
19099	761665A-2AR			140	6
19099	761665A-3AR			140	4
19099	76166SA-4AR			140	5
19099	76166SA-5AR			140	9
19099	76166SA-6AR			140	8
05748	76167SA			192	5
05748	76169SA			137	
05748	76174			137	18
05748	76178			141	7
05748	76179			141	5
05748	76186			142	23
05748	76187			142	25
05748	76189			142	18

CROSS-REFERENCE INDEXES

CAGEC	PART NUMBER	PART NUMBER INDEX		FIG.	ITEM
			STOCK NUMBER		
05748	76190			142	17
05748	76191			142	27
05748	76192SA			136	6
05748	76248			183	5
05748	76249SA			186	10
05748	76250			132	6
05748	76252			134	1
05748	76253			133	7
				134	4
05748	76254			134	2
05748	76259SA			135	9
05748	76260SA			135	3
05748	76265			137	24
05748	76267SA			136	16
05748	76272			137	14
05748	76275SA			132	10
05748	76295			191	2
05748	76296SA			189	4
05748	76297			186	1
05748	76298			188	8
05748	76483		4730-00-028-7021	139	3
				144	11
05748	76484SA			142	34
05748	76488			137	34
05748	76494			137	4
05748	76723			186	5
05748	76727			132	3
05748	76728			132	15
05748	76729			132	11
05748	76732			186	8
05748	76733			187	1
05748	76734			191	3
05748	76735			191	4
05748	76736			191	5
05748	76737			191	6
05748	76739			191	9
44940	76740			191	10
05748	76741			191	11
05748	76742			191	12
05748	76743			132	2
05748	76745			132	9
05748	76747			183	11
05748	76748			183	13
05748	76749			137	37
05748	76754SA			139	
19099	76755AR			135	11
19099	76756AR			135	14
05748	76759SA			135	10
05748	76761			136	9
05748	76762			136	7
05748	76763			136	8

CROSS-REFERENCE INDEXES

CAGEC	PART NUMBER	PART NUMBER INDEX		FIG.	ITEM
			STOCK NUMBER		
05748	76774SA			160	1
05748	76792			160	4
05748	76861SA			136	5
05748	76884SA			138	
19099	76884SA-1AR			138	16
19099	76884SA-IIAR			138	21
19099	76884SA-12AR			138	22
19099	76884SA-13AR			138	23
19099	76884SA-14AR			138	24
19099	76884SA-15AR			138	19
19099	76884SA-2AR			138	15
19099	76884SA-3AR			138	12
19099	76884SA-4AR			138	20
19099	76884SA-5AR			138	13
05748	76884SA-5AR-1			138	14
19099	76884SA-6AR			138	18
19099	76884SA-8AR			138	17
05748	76895			138	6
05748	76896			138	4
05748	76899			138	9
05748	76930			140	3
05748	76932			164	1
05748	76934			138	7
05748	76935			138	8
05748	76938			135	4
94189	7745			190	21
19099	7768			190	40
94189	7933			190	12
94189	7937			190	10
94189	7938			190	2
94189	7948			190	8
94189	7949			190	1
94189	7976			190	11
94189	7985			190	9
94189	7997			190	29
94189	8152			190	25
94189	8271			190	14
94189	8288			190	36
94189	8291			190	22
94189	8301			190	24
94189	8388			190	15
94189	8389			190	13
19099	88888			137	23
94189	9093			190	33
35671	94154482			162	5
19099	99999			137	12
19099	9999992			138	11
19099	9999999			140	10

CROSS-REFERENCE INDEXES

FIGURE AND ITEM NUMBER INDEX

FIG.	ITEM	STOCK NUMBER	CAGEC	PART NUMBER
BULK	1		05748	CS1200V
BULK	2		05748	CS1100V
BULK	3		81349	MIL-H-13444
BULK	4		79172	RP23 4503
BULK	5		09680	D-239386
BULK	6	6145-01-283-4530	78174	CSOOV
BULK	7	6145-01-237-6924	81349	M5086/1-14-0
BULK	8	6145-01-237-9480	81349	M5086/1-14-1
BULK	9	6145-01-276-1531	81349	M5086/1-14-2
BULK	10	6145-01-239-0679	81349	M5086/1-14-3
BULK	11	6145-01-237-6926	81349	M5086/1-14-4
BULK	12	6145-01-237-3990	81349	M5086/1-14-5
BULK	13	6145-01-237-6925	81349	M5086/1-14-6
BIULK	14		81349	M5086/1-14-7
BULK	15		81349	M5086/1-14-8
BULK	16	6145-00-578-7516	81349	M5086/1-14-9
BULK	17	6145-01-276-7554	81349	M5086/1-18-0
BULK	18		81349	M5086/1-18-2
BULK	19	6145-01-276-5866	81349	M5086/1-18-5
BULK	20	6145-01-277-4480	81349	M5086/1-18-6
132			36719	BF6L913
132	1		18265	P-6407
132	2		05748	76743
132	3		05748	76727
132	4	5306-00-226-4824	96906	MS90728-31
132	5	5310-00-407-9566	96906	MS35338-45
132	6		05748	76250
132	7	2990-01-192-5664	18265	MAM08-5090
132	8		05748	65458
132	9		05748	76745
132	10		05748	76275SA
132	11		05748	76729
132	12	5310-00-934-9750	96906	MS35650-384
132	13	5310-00-637-9541	96906	MS35338-46
132	14	5305-00-638-9837	96906	MS35307-366
132	15		05748	76728
132	16	5330-01-364-4897	62445	336 1218
132	17	5330-01-364-4896	62445	242 0249
132	18	5305-01-273-7552	36719	347-0246
132	19		62445	111-7869
132	20		36719	223-1138
132	21	5330-01-273-7454	36719	223-1127
133	1	5355-00-009-5281	18265	RBX00-2251
133	2	5306-00-050-1237	96906	MS90727-31
133	3	5310-00-407-9566	96906	MS35338-45
133	4		18265	FHG09-0024
133	5		18265	P00-4073
133	6	2940-01-273-7632	18265	P18-2063
133	7		05748	76253
133	8		18265	GAH00-0468
134	1		05748	76252

CROSS-REFERENCE INDEXES

FIGURE AND ITEM NUMBER INDEX

FIG.	ITEM	STOCK NUMBER	CAGEC	PART NUMBER
134	2		05748	76254
134	3		05748	76072
134	4		05748	76253
134	5	4720-00-725-4058	18265	P10-1291
135				05748 76157SA
135	1		96906	MS51967-2
135	2		96906	MS35338-44
135	3		05748	76260SA
135	4		05748	76938
135	5		05748	58123
135	6		05748	76155
135	7		96906	MS51967-8
135	8		96906	MS35338-46
135	9		05748	76259SA
135	10		05748	76759SA
135	11		19099	76755AR
135	12	5940-01-263-7801	78174	BP11U
135	13	5940-01-262-5783	78174	BP319
135	14		19099	76756AR
136	1		96906	MS51967-2
136	2		96906	MS35338-44
136	3		96906	MS90728-6
136	4		96096	MS27183-10
136	5		05748	76861SA
136	6		05748	76192SA
136	7		05748	76762
136	8		05748	76763
136	9		05748	76761
136	10		05748	62638
136	11		05748	73479
136	12	5310-00-880-7744	96906	MS51967-5
136	13	5310-00-407-9566	96906	MS35338-45
136	14		05748	23462
136	15	5325-01-278-6927	05748	30735
136	16		05748	76267SA
137			05748	76169SA
137	1		05748	76065
137	2		05748	76022
137	3		05748	70899
137	4		05748	76494
137	5		64467	BW42
137	6		05748	76064
137	7		05748	76021
137	8	6680-01-276-3681	36719	116-8544
137	9	6685-01-359-1758	96046	76068
137	10		05748	76067
137	11		05748	76070
137	12		19099	99999
137	13		05748	74258
137	14		05748	76272
137	15	5920-00-879-6285	81349	F02A125VIOAS

CROSS-REFERENCE INDEXES

FIGURE AND ITEM NUMBER INDEX

FIG.	ITEM	STOCK NUMBER	CAGEC	PART NUMBER
137	16		05748	74253
137	17		05748	76066
137	18		05748	76174
137	19		05748	38087
137	20		05748	62638
137	21		05748	76062
137	22		05748	76061
137	23		19099	88888
137	24		05748	76265
137	25		05748	76060
137	26		05748	76074
137	27		96906	MS45904-64
137	28		05748	76075
137	29		05748	76017
137	30		05748	76016
137	31		96906	MS51967-2
137	32		96906	MS35338-44
137	33		96906	MS90728-7
137	34		05748	76488
137	35		05748	02374
137	36		05748	28029
137	37		05748	76749
137	38	5325-01-278-6927	05748	30735
137	39		05748	76063SA
138			05748	76884SA
138	1	5940-00-283-5280	96906	MS25036-106
138	2	5940-00-143-4780	96906	MS25036-108
138	3	5940-00-143-4774	96906	MS25036-153
138	4		05748	76896
138	5	5940-00-143-4771	96906	MS25036-103
138	6		05748	76895
138	7		05748	76934
138	8		05748	76935
138	9		05748	76899
138	10	5940-00-204-8966	96906	MS25036-102
138	11		19099	9999992
138	12		19099	76884SA-3AR
138	13		19099	76884SA-SAR
138	14		05748	76884SA-5AR-1
138	15		19099	76884SA-2AR
138	16		19099	76884SA-1AR
138	17		19099	76884SA-8AR
138	18		19099	76884SA-6AR
138	19		19099	76884SA-15AR
138	20		19099	76884SA-4AR
138	21		19099	76884SA-11AR
138	22		19099	76884SA-12AR
138	23		19099	76884SA-13AR
138	24		19099	76884SA-14AR
139			05748	76754SA
139	1		05748	31056

CROSS-REFERENCE INDEXES

FIGURE AND ITEM NUMBER INDEX

FIG.	ITEM	STOCK NUMBER	CAGEC	PART NUMBER
139	2		05748	30863
139	3	4730-00-028-7021	05748	76483
139	4		19099	13444AR
140			05748	76166SA
140	1		96906	MS25036-106
140	2		05748	76019
140	3		05748	76930
140	4		19099	76166SA-3AR
140	5		19099	76166SA-4AR
140	6		19099	76166SA-2AR
140	7		19099	76166SA-1,W2
140	8		19099	76166SA-6AR
140	9		19099	76166SA-5AR
140	10		19099	9999999
140	11		19099	3333333
140	12		05748	15361
140	13		96906	MS35335-32
140	14		96906	MS35206-263
140	15		05748	74391
140	16		05748	74397
141	1		05748	75979
141	2	4730-00-366-3011	96046	30862
141	3		96906	MS90728-187
141	4	5310-00-584-7888	96906	MS35338-51
141	5		05748	76179
141	6		96906	MS51967-23
141	7		05748	76178
141	8		05748	01138
142	1		05748	28173
142	2		96906	MS35338-48
142	3		05748	70089
142	4		96906	MS90728-113
142	5		96906	MS27183-18
142	6	5305-00-071-2072	96906	MS90728-116
142	7		05748	76028
142	8	5306-01-193-9282	62445	1112429
142	9		05748	65458
142	10		05748	75388SA
142	11	5310-00-761-3706	96906	MS51967-15
142	12	5310-00-584-5272	96906	MS35338-48
142	13		05748	75399
142	14		05748	75532
142	15		05748	74479
142	16		05748	76161
142	17		05748	76190
142	18		05748	76189
142	19		05748	75506
142	20		05748	75501
142	21		05748	13301
142	22		05748	23810
142	23		05748	76186

CROSS-REFERENCE INDEXES

FIGURE AND ITEM NUMBER INDEX

FIG.	ITEM	STOCK NUMBER	CAGEC	PART NUMBER
142	24		05748	05254
142	25		05748	76187
142	26		05748	29863
142	27		05748	76191
142	28		05748	60646
142	29		05748	75392
142	30		05748	75514
142	31		05748	03221
142	32		05748	03204
142	33		05748	03222
142	34		05748	76484SA
142	35	5305-00-071-2072	96906	MS90728-116
142	36		05748	02466
142	37		05748	75505
143	1		96906	MS51967-11
143	2		96906	MS35338-47
143	3	5305-00-071-2064	96906	MS90728-101
143	4	5310-00-809-4085	96906	MS27183-16
143	5		62445	1125801
143	6	5305-01-273-7536	36719	111-0784
143	7		36719	110-1428
143	8		36719	224-6170
143	9		36719	216-3210
144	1		36719	1119237
144	2	5310-01-250-3730	36719	111-8659
144	3	4730-01-151-0021	62445	1169557
144	4		05748	31056
144	5		05748	30863
144	6		19099	117-4429AR
144	7		19099	117-4429AR1
144	8		62445	1119246
144	9		36719	1118688
144	10	4730-01-188-8241	62445	1290579
144	11	4730-00-028-7021	05748	76483
144	12		19099	13444AR
145	1		62445	1110577
145	2		36719	1107101
145	3	2910-01-273-7613	62445	224-8154
145	4		36719	213-3561
145	5		36719	213-3559
145	6	5330-01-204-3195	62445	213-3560
145	7		36719	213-3557
145	8	5330-01-204-3196	62445	213-3562
145	9	5330-01-204-3188	62445	213-4469
145	10	4330-01-204-3286	36719	213-3558
145	11	4330-01-204-3285	36719	117-4482
145	12		62445	111-2232
145	13	5310-01-273-7519	36719	213-5104
145	14		36719	213-5105
145	15		36719	1118688
145	16		62445	224-8132

CROSS-REFERENCE INDEXES

FIGURE AND ITEM NUMBER INDEX

FIG.	ITEM	STOCK NUMBER	CAGEC	PART NUMBER
146	1	5310-01-196-3870	62445	111-2813
146	2	5310-01-013-5628	36719	1102797
146	3	2910-01-021-4154	36719	223-9550
146	4	2910-01-192-5907	36719	126 0049
146	5	5330-01-012-8857	36719	1162625
147	1		36719	1216492
147	2		36719	1119231
147	3		36719	111-8647
147	4	4820-01-197-4745	62445	003-2043
147	5		36719	2137534
147	6		62445	1119246
147	7	5330-01-012-8855	36719	1118688
147	8		36719	223-2347
147	9		62445	111-2813
147	10		36719	1102797
147	11		62445	111-2240
147	12		36719	117-0290
147	13		36719	117-0294
147	14		62445	3372269
147	15		36719	2237450
147	16		36719	2137938
147	17		36719	2237452
147	18		36719	223-7453
147	19		36719	223-7454
147	20		36719	223-7455
148	1		05748	76015
148	2		05748	76020
149	1	5310-01-209-7211	62445	1102659
149	2	5310-01-239-1304	62445	110-7105
149	3	2910-01-274-2127	53867	0 410 886 915
149	4		62445	1166103
149	5		62445	1174190
150	1	2910-01-188-3469	62445	2137568
150	2	2910-01-273-7626	36719	223-3272
150	3		36719	223-3273
150	4		36719	337-2164
151	1		36719	111-2307
151	2		36719	336-3948
151	3		36719	110-3316
151	4		62445	331-2840
151	5		36719	415-0203
151	6		36719	223-9340
151	7		36719	117-3066
151	8		36719	117-3156
151	9		36719	111-0178
151	10		36719	224-2271
151	11		62445	1211206
151	12		62445	1111193
151	13		36719	224-5654
151	14		36719	224-5599
151	15		36719	1107101

CROSS-REFERENCE INDEXES

FIGURE AND ITEM NUMBER INDEX

FIG.	ITEM	STOCK NUMBER	CAGEC	PART NUMBER
151	16		36719	223-9656
151	17		36719	224-5618
151	18		36719	223-4556
151	19		36719	117-1763
151	20		36719	224-5062
151	21		36719	110-2298
151	22		36719	224-5607
152	1	3030-01-273-7450	36719	223-5177
152	2	3030-01-270-9659	62445	2235180
153	1		36719	110-3316
153	2		62445	331-2840
153	3		36719	224-5641
153	4		36719	241-9071
153	5		62445	111-2813
153	6		36719	117-3155
153	7		36719	110-7095
153	8	5310-01-209-7211	62445	1102659
153	9	5310-01-239-1304	62445	110-7105
153	10		36719	111-1378
153	11		36719	111-2476
153	12		36719	223-4556
153	13		36719	224-5254
154	1		62445	1111153
154	2		36719	121-5748
154	3		36719	336-3972
154	4		36719	216-4969
154	5		62445	1111193
154	6		36719	224-1219
154	7		36719	336-3948
154	8		62445	112 2477
154	9	2920-01-177-5269	62445	1171617
154	10		53867	0 192 052 005
154	11		62445	1102659
154	12		36719	336-2211
154	13		36719	121-5749
154	14		36719	111-1378
154	15		36719	110-3735
154	16		36719	336-3990
154	17		36719	336-0758
154	18		36719	223-7668
155	1		36719	1112418
155	2		62445	1102800
155	3	2920-01-273-7439	53867	0 001 365 004
156	1	5340-01-273-7547	36719	117-2979
156	2		36719	224-5024
156	3		36719	224-5062
156	4		62445	110 1294
156	5	5930-01-194-7355	62445	224-7073
156	6		36719	117-1763
156	7		36719	224-4844
157	1		36719	1110565

CROSS-REFERENCE INDEXES

FIGURE AND ITEM NUMBER INDEX

FIG.	ITEM	STOCK NUMBER	CAGEC	PART NUMBER
157	2		62445	111-9611
157	3		62445	111-2813
157	4		36719	1102797
157	5		36719	121-5850
157	6		36719	110-3316
157	7		36719	121-6697
157	8		62445	223-5715
157	10		36719	223-2079
157	11		36719	2134266
158	1		62445	1110577
158	2		36719	110-7548
158	3	4730-01-273-7523	36719	117-3409
158	4		62445	117-5628
158	5		36719	223-3210
158	6		36719	2134209
158	7		62445	112 2399
158	8		62445	1112295
158	9		36719	1102799
158	10		62445	111 1336
158	11		62445	1102800
158	12		36719	223-3056
158	13	5330-01-194-9950	62445	1166111
159	1		62445	111-2813
159	2		36719	1102797
159	3		62445	111-2240
159	4		62445	1111193
159	5	5310-01-013-5630	36719	1102799
159	6		36719	213-1191
159	7	5340-01-274-4400	36719	213-5724
159	8		62445	2232281
159	9		36719	210-1887
159	10		62445	1216511
160	1		05748	76774SA
160	2		05748	31056
160	3		05748	30863
160	4		05748	76792
160	5		19099	13444AR
161	1	4330-01-274-4454	36719	117-4420
161	2		62445	111 1385
161	3		62445	110-7105
161	4		62445	1100940
161	5		36719	1118688
161	6		36719	223-4458
162	1		36719	111-1395
162	2		62445	110-7105
162	3		36719	213-9389
162	3		36719	213-9390
162	3		36719	213-9460
162	4		36719	223-0422
162	5		35671	94154482
163	1		35871	HAS12

CROSS-REFERENCE INDEXES

FIGURE AND ITEM NUMBER INDEX

FIG.	ITEM	STOCK NUMBER	CAGEC	PART NUMBER
163	2		36719	223-8156
163	3		36719	2138266
163	4		36719	1400708
164	1		05748	76932
164	2		05748	26953
164	3		05748	5817
164	4		05748	76093SA
164	5		62445	111 8783
164	6		62445	1110577
164	7		36719	110-7548
164	8		62445	1216151
164	9		62445	1102193
164	10		62445	223-3228
164	11	5330-01-209-7031	62445	2136720
164	12		62445	2230761
164	13	5330-01-209-7032	62445	3362581
165	1	5310-01-196-3870	62445	111-2813
165	2		62445	111 7861
165	3		36719	110-3316
165	4		36719	1213241
165	5		36719	223-8209
165	6		36719	1213240
165	7		62445	1112299
165	8		36719	1102799
165	9		36719	213-6648
165	10		36719	213-8201
165	11		62445	1174605
165	12		36719	223-9983
165	13		62445	1110606
165	14		62445	1169689
165	15		36719	223-7923
165	16		36719	223-7346
165	17		36719	223-7234
165	18	5330-01-274-7405	36719	213-7612
166	1		62445	111-2813
166	2		36719	1102797
166	3		36719	110-3316
166	4		62445	4151774
166	5		36719	223-2033
166	6		62445	117-3941
166	7		62445	117-5634
166	8	5305-01-273-7552	36719	347-0246
166	9		36719	110-7550
166	10	2950-01-273-7625	36719	223-2450
166	11		36719	2137909
167	1		36719	241-1054
167	2		36719	1107101
167	3		36719	213-4045
167	4		36719	116-2449
167	5		36719	223-8548
167	6		36719	112-5788

CROSS-REFERENCE INDEXES

FIGURE AND ITEM NUMBER INDEX

FIG.	ITEM	STOCK NUMBER	CAGEC	PART NUMBER
167	7		36719	3371689
167	8		62445	113 1092
168	1		36719	241-1054
168	2		36719	1107101
168	3		36719	116-5789
168	4		62445	117-3940
168	5		36719	213-4064
168	6		62445	117-5640
168	7		36719	2134712
168	8		36719	223 0704
168	9		62445	113 1092
169	1		62445	112 2477
169	2		36719	110-7548
169	3		36719	111-0641
169	4		36719	111-1221
169	5		62445	223 5461
170			36719	0150-40-500 6560
170	1		36719	213-4099
170	2		36719	1112232
170	3		36719	1102797
170	4		36719	121-5850
170	5		62445	111-2813
170	6		36719	11002797
170	7		36719	110-7095
170	8		62445	111-2240
170	9		36719	117-0294
170	10		36719	110-3316
170	11		62445	3361809
170	12		62445	415 1599
170	13		62445	1160592
170	14		36719	111-2307
170	15		36719	1102799
170	16		36719	110-7101
170	17	5330-01-191-8167	62445	2101802
170	18		36719	213-9448
170	19		36719	223-1944
171			62445	415-0697
171	1		36719	223-8076
171	2		62445	1132314
171	3		36719	223-7847
171	4	5330-01-195-5622	62445	2136434
171	5		62445	1102659
171	6		62445	110-7105
171	7		36719	111-1319
171	8		36719	223-8064
171	9		36719	121-6123
171	10		36719	121-6095
171	11		36719	223-7959
171	12		36719	223-7848
171	13		36719	110-7818
171	14		36719	223-7850

CROSS-REFERENCE INDEXES

FIGURE AND ITEM NUMBER INDEX

FIG.	ITEM	STOCK NUMBER	CAGEC	PART NUMBER
171	15	3110-01-274-2049	36719	117-1646
171	16		36719	223-7849
171	17		36719	223-7846
172	1		36719	117-4540
172	2		36719	224-7094
172	3		36719	216-7770
172	4		36719	224-5518
172	5		36719	111-5451
173	1		62445	1112341
173	2		62445	121-6307
173	3		36719	1107101
173	4		36719	223-4784
173	5		36719	337 1692
173	6		62445	1102659
173	7		62445	1102800
173	8		62445	1216080
173	9		62445	111-3476
173	10		62445	2237665
173	11		62445	337-1867
173	12		62445	2230849
173	13		36719	2237661
173	14		36719	213 9600
173	15		62445	111-2813
173	16		62445	3371845
173	17		62445	1113148
173	18		36719	3365861
173	19		62445	3371836
173	20		62445	2232840
173	21		36719	3371888
173	22		36719	3371876
173	23		36719	3371887
173	24		62445	3371885
174	1		62445	223-9724
174	2		62445	2136596
174	3		62445	1118760
174	4		36719	2101681
174	5		62445	337-1666
174	6		62445	112 2477
174	7		62445	1124753
174	8	2815-00-003-0021	36719	1168817
174	9		36719	3371748
174	10		36719	3369305
174	12		36719	2131029
174	13		62445	223 7221
174	14		36719	2137302
174	15		36719	213 7301
174	16		36719	2137306
174	17		36719	1215500
174	18		36719	223-2528
174	19		62445	1102659
174	20		62445	2137951

CROSS-REFERENCE INDEXES

FIGURE AND ITEM NUMBER INDEX

FIG.	ITEM	STOCK NUMBER	CAGEC	PART NUMBER
174	21		62445	213-7580
174	22		62445	1135976
174	23	2815-01-021-9068	36719	223-0216
174	24		36719	2236804
174	25		36719	2137256
174	25	5365-01-188-1089	62445	2232963
174	25	5365-01-274-7435	36719	415-0264
174	25	5365-01-274-7436	36719	223-9331
175	1		62445	1166951
175	2		62445	1216128
175	3		36719	223-1455
175	4		36719	111-0561
175	5		62445	1172303
175	6		36719	223-3098
176	1		62445	111-2240
176	2		36719	1102797
176	3		36719	121-5850
176	4		62445	1112299
176	5		62445	110 7283
176	7		36719	213-4114
176	8		36719	111-1336
176	9		62445	1102800
176	10		36719	112-2399
176	12		62445	1112295
176	13		36719	1102799
176	14		62445	1115459
176	15		36719	110-2298
176	16		36719	112-7679
176	17		62445	1107556
176	18		62445	1111168
176	19		62445	1111179
176	20		36719	1107101
176	21	5330-01-278-6910	62445	415 0782
176	22		36719	123 6291
176	23	5365-01-193-7160	62445	1236290
176	24		36719	223-5946
177	1		62445	1174194
177	2		36719	121-6108
177	3		62445	112 2477
177	4		62445	2238077
177	5		62445	1166111
177	6		62445	2238083
177	7		62445	2238081
177	8		62445	223 8021
177	9		62445	1174191
177	10		62445	1174192
177	11		62445	1110688
177	12		36719	33662541
177	13		62445	3362538
177	14		62445	2234172
177	15		62445	2101007

CROSS-REFERENCE INDEXES

FIGURE AND ITEM NUMBER INDEX

FIG.	ITEM	STOCK NUMBER	CAGEC	PART NUMBER
178	1		36719	1112232
178	2		36719	1102797
178	3		36719	336-4077
178	4		62445	1112429
178	5		62445	1102800
178	6		36719	111-0664
178	7		05748	76018
178	8		36719	224-2050
178	9		62445	1112295
178	10		36719	1102799
178	11		36719	210-2313
178	12	5305-01-274-4403	36719	110-4935
178	13		36719	224-0193
178	14		36719	2131081
179	1		36719	223-6683
179	2	2805-01-274-7421	36719	223-5236
179	3		36719	117-1777
179	4		36719	117-3400
179	5		36719	117-1775
179	6		36719	117-2745
179	7		36719	110-7827
179	8		36719	213-3883
179	9		36719	223-2059
179	10		36719	213 8563
179	11		62445	2136101
179	12		36719	2133871
179	13		36719	2235183
180	1		36719	223-7681
180	2		62445	2137015
180	3		62445	336-7789
181	1		62445	1136990
181	2		62445	121-6107
181	3		12445	2138184
181	4		62445	213 8185
181	5	3120-01-192-5794	62445	3362379
181	6	3120-01-194-9980	62445	3362279
181	7	5365-01-202-3642	62445	2230181
181	8	5365-01-201-1890	62445	2230170
181	9		36719	213-9405
181	10		62445	1115464
181	11		62445	1170580
181	12		62445	1167010
181	13		62445	1105166
181	14		62445	2237256
181	15		36719	223-1747
182	1	5330-01-013-8615	36719	4150783
182	2		36719	1112322
182	3		36719	1107101
182	4		36719	223-4870
182	5	5330-01-210-4983	62445	3362337
182	6		62445	1118998

CROSS-REFERENCE INDEXES

FIGURE AND ITEM NUMBER INDEX

FIG.	ITEM	STOCK NUMBER	CAGEC	PART NUMBER
182	7		36719	111-8659
182	8		62445	1214987
182	9		62445	1118727
182	10		62445	1170580
182	11		62445	1167010
182	12		36719	121-5567
182	14		36719	116-5839
182	15		36719	111-8986
182	16		62445	1118760
182	17		62445	111-0422
182	18		36719	1118673
182	19		62445	1215235
182	20		62445	111-5333
182	21		36719	223-1082
182	22		36719	213 9737
182	23		62445	1167266
182	24		36719	121-6240
182	25	4320-01-279-1566	36719	223-9591
182	26	5330-01-188-0851	62445	1173838
182	27	6680-01-274-7448	36719	117-1469
182	28		36719	116 5975
182	29		62445	116-7269
182	30		36719	223-6669
183	1		05748	28173
183	2		96906	MS27183-18
183	3		96906	MS90728-111
183	4		05748	76035
183	5		05748	76248
183	6		05748	76152SA
183	7		09393	500450601
183	8		05748	18329SA
183	9		19099	18328
183	10		05748	18327
183	11		05748	76747
183	12		19099	JOHN
183	13		05748	76748
183	14		05748	76025
184	1		05748	76043SA
185	1		19099	JOHNI
185	2		05748	61752SA
185	3		83187	314-567
185	4		94189	D12046
185	5		05748	76048
186	1		05748	76297
186	2		05748	76160SA
186	3		96906	MS51967-8
186	4		96906	MS35338-46
186	5		05748	76723
186	6		96906	MS51975-29
186	8		05748	76732
186	9		05748	76083SA

CROSS-REFERENCE INDEXES

FIGURE AND ITEM NUMBER INDEX

FIG.	ITEM	STOCK NUMBER	CAGEC	PART NUMBER
186	10		05748	76249SA
187	1		05748	76733
188	1		81834	50892
188	2	9905-01-109-3375	81834	40052
188	3	9905-01-107-6999	81834	40053
188	4		96906	MS51967-2
188	5		96906	MS35338-44
188	6		96906	MS90728-6
188	7	6220-01-210-4190	81834	45262
188	8		05748	76298
189	1		05748	76041
189	2		05748	76040
189	3		05748	76050
189	4		05748	76296SA
190			94189	16016
190	1		94189	7949
190	2		94189	7938
190	3		94189	10526
190	4		94189	10527
190	5	5330-01-016-0579	94189	10552
190	6		94189	10541
190	7		94189	15070
190	8		94189	7948
190	9		94189	7985
190	10		94189	7937
190	11		94189	7976
190	12		94189	7933
190	13		94189	8389
190	14		94189	8271
190	15		94189	8388
190	16		94189	23744
190	17		94189	12503
190	18		94189	23458
190	19		94189	23745
190	20		94189	12099
190	21		94189	7745
190	22		94189	8291
190	23		94189	10209
190	24		94189	8301
190	25		94189	8152
190	26		94189	12427
190	27		94189	15935
190	28		76445	12426
190	29		94189	7997
190	30		94189	15934
190	31		94189	16087
190	32		94189	10405
190	33		94189	9093
190	34		94189	16137
190	35		94189	1449-01
190	36		94189	8288

CROSS-REFERENCE INDEXES


FIGURE AND ITEM NUMBER INDEX

FIG.	ITEM	STOCK NUMBER	CAGEC	PART NUMBER
190	37		94189	16019
190	38		94189	16018
190	39	4030-00-153-8711	94189	10555
190	40		19099	7768
191	1		05748	76045
191	2		05748	76295
191	3		05748	76734
191	4		05748	76735
191	5		05748	76736
191	6		05748	76737
191	7		05748	16660
191	8		05748	71170
191	9		05748	76739
191	10		44940	76740
191	11		05748	76741
191	12		05748	76742
191	13		93072	1621
192	1		05748	15361
192	2		96906	MS35335-32
192	3		96906	MS35206-263
192	4		96906	MS21919WDF10
192	5		05748	76167SA
192	6	5935-00-167-7775	96906	MS27144-1
192	7	5935-00-462-6603	96906	MS27142-2
192	8		05748	30736
193	1	5120-01-247-6131	62445	003-0463
193	2	5120-01-333-3140	36719	150800
193	3	5120-01-189-3440	62445	003-0434
193	4		62445	003-3345
193	5	5355-01-206-6502	62445	003-0678
193	6	3460-01-189-6886	62445	003-0498
193	7		62445	003-1038
193	8	5210-01-280-3591	62445	003-1189
193	9		62445	003-0798
193	10		19099	125310
193	11	5120-01-191-4503	62445	003-0504
193	12	5120-01-203-7948	62445	003-0426
193	13	5110-01-203-7945	62445	003-0452
193	14	5120-01-204-5073	62445	003-0453
193	15	5110-01-204-5070	62445	003-0652
193	16	3460-01-204-5069	62445	003-0650
193	17	5120-01-190-8664	62445	003-0446
193	18	5210-01-247-6125	62445	003-0438
193	19		B2445	003-0433
193	20	5120-01-283-8619	62445	003-0448
193	21	5120-01-203-7951	62445	003-1133
193	22	3460-01-189-7942	62445	003-0620
193	23	3460-01-i89-7943	62445	003-0441

By Order of the Secretary of the Army:

GORDON R SULLIVAN
General, United States Army
Chief of Staff

Official:


MILTON H. HAMILTON
Administrative Assistant to the
Secretary of the Army
06625

DISTRIBUTION:

To be distributed in accordance with DA Form 12-25-E, block no. 6209, requirements for TM 10-4320-344-24P-3

These are the instructions for sending an electronic 2028

The following format must be used if submitting an electronic 2028. The subject line must be exactly the same and all fields must be included; however only the following fields are mandatory: 1, 3, 4, 5, 6, 7, 8, 9, 10, 13, 15, 16, 17, and 27.

From: 'Whomever' <whomever-avma27.army.mil>

To: mpmt%avma28st-louis-emh7.army.mil

Subject: DA Form 2028

1. **From:** Joe Smith
2. **Unit:** home
3. **Address:** 4300 Park
4. **City:** Hometown
5. **St:** MO
6. **Zip:** 77777
7. **Date Sent:** 19-OCT-93
8. **Pub no:** 55-2840-229-23
9. **Pub Title:** TM
10. **Publication Date:** 04-JUL-85
11. **Change Number:** 7
12. **Submitter Rank:** MSG
13. **Submitter FName:** Joe
14. **Submitter MName:** T
15. **Submitter LName:** Smith
16. **Submitter Phone:** 123-123-1234
17. **Problem:** 1
18. **Page:** 2
19. **Paragraph:** 3
20. **Line:** 4
21. **NSN:** 5
22. **Reference:** 6
23. **Figure:** 7
24. **Table:** 8
25. **Item:** 9
26. **Total:** 123
27. **Text:**

This is the text for the problem below line 27.

RECOMMENDED CHANGES TO EQUIPMENT TECHNICAL PUBLICATIONS



THEN...JOT DOWN THE
DOPE ABOUT IT ON THIS FORM.
CAREFULLY TEAR IT OUT, FOLD IT
AND DROP IT IN THE MAIL.

SOMETHING WRONG WITH PUBLICATION

FROM: (PRINT YOUR UNIT'S COMPLETE ADDRESS)

DATE SENT

PUBLICATION NUMBER

PUBLICATION DATE

PUBLICATION TITLE

BE EXACT PIN-POINT WHERE IT IS

PAGE
NO.

PARA-
GRAPH

FIGURE
NO.

TABLE
NO.

IN THIS SPACE, TELL WHAT IS WRONG
AND WHAT SHOULD BE DONE ABOUT IT.

TEAR ALONG PERFORATED LINE

PRINTED NAME, GRADE OR TITLE AND TELEPHONE NUMBER

SIGN HERE

THE METRIC SYSTEM AND EQUIVALENTS

Linear Measure

1 centimeter = 10 millimeters = .39 inch
 1 decimeter = 10 centimeters = 3.94 inches
 1 meter = 10 decimeters = 39.37 inches
 1 dekameter = 10 meters = 32.8 feet
 1 hectometer = 10 dekameters = 328.08 feet
 1 kilometer = 10 hectometers = 3,280.8 feet

Weights

1 centigram = 10 milligrams = .15 grain
 1 decigram = 10 centigrams = 1.54 grains
 1 gram = 10 decigrams = .035 ounce
 1 dekagram = 10 grams = .35 ounce
 1 hectogram = 10 dekagrams = 3.52 ounces
 1 kilogram = 10 hectograms = 2.2 pounds
 1 quintal = 100 kilograms = 220.46 pounds
 1 metric ton = 10 quintals = 1.1 short tons

Cubic Measure

1 cu. centimeter = 1000 cu. millimeters = .06 cu. inch
 1 cu. decimeter = 1000 cu. centimeters = 61.02 cu. in.
 1 cu. meter = 1000 cu. decimeters = 35.31 cu. feet

Square measure

1 sq. centimeter = 100 sq. millimeters = .155 sq. in.
 1 sq. decimeter = 100 sq. centimeters = 15.5 inches
 1 sq. meter (centare) = 100 sq. decimeters = 10.76 feet
 1 sq. dekameter (are) = 100 sq. meters = 1,076.4 sq. ft.
 1 sq. hectometer (hectare) = 100 sq. dekameters = 2.47 acres
 1 sq. kilometer = 100 hectometers = .386 sq. miles

Liquid Measure

1 dekaliter = 10 liters = 2.64 gallons
 1 hectoliter = 10 dekaliters = 26.42 gallons
 1 kiloliter = 10 hectoliters = 264.18 gallons
 1 liter = 10 deciliters = 33.81 fl. ounces
 1 centiliter = 10 milliliters = .34 fl. ounce
 1 deciliter = 10 centiliters = 3.38 fl. ounces
 1 metric ton = 10 quintals = 1.1 short tons

Approximate Conversion Factors

To change	To	Multiply by	To change	To	Multiply by
inches	centimeters	2.540	ounce inches	newton-meters	.0070062
feet	meters	.305	centimeters	inches	.394
yards	meters	.914	meters	feet	3.280
miles	kilometers	1.609	meters	yards	1.094
sq. inches	sq. centimeters	6.451	kilometers	miles	.621
sq. feet	sq. meters	.093	sq. centimeters	sq. inches	.155
sq. yards	sq. meters	.836	sq. meters	sq. yards	10.764
sq. miles	sq. kilometers	2.590	sq. kilometers	sq. miles	1.196
acres	sq. hectometers	.405	sq. hectometers	acres	2.471
cubic feet	cubic meters	.028	cubic meters	cubic feet	35.315
cubic yards	cubic meters	.765	milliliters	fluid ounces	.034
fluid ounces	milliliters	29.573	liters	pints	2.113
pints	liters	.472	liters	quarts	1.057
quarts	liters	.946	grams	ounces	.035
gallons	liters	3.785	kilograms	pounds	2.205
ounces	grams	28.349	metric tons	short tons	1.102
pounds	kilograms	.454	pound-feet	newton-meters	1.356
short tons	metric tons	.907			
pound inches	newton-meters	.11296			

Temperature (Exact)

°F Fahrenheit temperature

5/9 (after subtracting 32)

Celsius Temperature °C

